



TREASURE

D8.5: Strategic standardization roadmap

31/05/2024 (M1)

Authors: Adriano Ferrara, Mario Gallo, Cristina Di Maria, Elena Mocchio (UNI)

Technical References

| | |
|---------------------|--|
| Project Acronym | TREASURE |
| Project Title | leading the TRansition of the European Automotive Supply chain towards a circular future |
| Project Coordinator | POLITECNICO DI MILANO (POLIMI) |
| Project Duration | 36 months as of 1 June 2021 |

| | |
|----------------------------------|--|
| Deliverable No. | 8.5 - Strategic standardization roadmap |
| Dissemination level ¹ | PUBLIC |
| Work Package | Exploitation, standardization & business model |
| Task | 8.4 - Standardization activities |
| Lead beneficiary | UNI |
| Contributing beneficiary(ies) | EDGE; ILSSA; MARAS; POLIMI; POLLINI; SUPSI; SEAT; TNO; TXT; UNIZAR; UNIVAQ; WALTER |
| Due date of deliverable | M36 |
| Actual submission date | 31.05.2024 |

| Document history | | |
|------------------|-----------------------|---|
| V | Date | Beneficiary partner(s) |
| V0 | December 2023 | UNI |
| V1 | February – April 2024 | UNI; EDGE; ILSSA; MARAS; POLIMI; POLLINI; SUPSI; SEAT; TNO; TXT; UNIZAR; UNIVAQ; WALTER |
| V2 | 06.05.2024 | UNI |
| V3 | 15.05.2024 | UNI |
| V4 | 29.05.2024 | UNI |
| V5 | 31.05.2024 | UNI; POLIMI |

DISCLAIMER OF WARRANTIES

This document has been prepared by TREASURE project partners as an account of work carried out within the framework of the EC-GA contract no 101003587. Neither Project Coordinator, nor any signatory party of TREASURE Project Consortium Agreement, nor any person acting on behalf of any of them:

- a. makes any warranty or representation whatsoever, express or implied,
 - i. with respect to the use of any information, apparatus, method, process, or similar item disclosed in this document, including merchantability and fitness for a particular purpose, or
 - ii. that such use does not infringe on or interfere with privately owned rights, including any party's intellectual property, or
 - iii. that this document is suitable to any particular user's circumstance; or
- b. assumes responsibility for any damages or other liability whatsoever (including any consequential damages, even if Project Coordinator or any representative of a signatory party of the TREASURE Project Consortium Agreement, has been advised of the possibility of such damages) resulting from your selection or use of this document or any information, apparatus, method, process, or similar item disclosed in this document.

¹PU= Public

PP= Restricted to other programme participants (including the Commission Services)

RE = Restricted to a group specified by the consortium (including the Commission Services)

CO = Confidential, only for members of the consortium (including the Commission Services)

EXECUTIVE SUMMARY

The TREASURE standardization activities have been driven by the need to address challenges in the automotive electronics sector, where car electronics are of significant value as sources of Critical Raw Materials (CRMs). On average, modern cars contain up to 15 electronic systems, while luxury vehicles can have 50 or more, comprising microcomputers and components. These electronics have a substantial impact on the sector's economy, often accounting for over 30% of a vehicle's cost, rising to over 50% for luxury cars. Despite the growth of the sector, car manufacturers and the whole automotive industry have been hesitant to recover these valuable components from End-of-Life Vehicles (ELVs).

This disinclination is due to a complex web of barriers, including regulatory, governance, market, and technological challenges, which are preventing the full adoption of Circular Economy (CE) principles and unveiling that a sectorial transition is far from being completed, despite significant investment in sustainable mobility approaches. In particular, the End-of-Life (EoL) phase poses specific challenges, preventing material recovery and the consequent reduction of natural resource dependence. This systemic transformation requires a fundamental redesign of product lifecycles, integrating circular economy principles from the outset.

ELVs represent a significant source of secondary raw materials, with annual volumes estimated at 7 to 14 million tons in Europe alone. Carmakers have already been proactive in reusing approximately 70% of ELV materials to manufacture new vehicles. Various international directives and national laws have been introduced to promote sustainable practices, such as the European Directive 2000/53/EC. The latest update of this directive sets a target of 95% recovery of the average mass of a generic ELV, with provisions for energy valorisation and material recycling. The mass-based assessment approach of the regulation has mainly improved the recovery of basic materials, such as steel, aluminium, plastic, and glass. However, this does not incentivize the recovery of minor, but extremely valuable elements, such as rare earths (REE), precious metals, and other essential raw materials used in the manufacture of electric and electronic equipment, due to their low mass percentage within ELVs.

The ELV recovery process involves removing hazardous components, dismantling and potentially reusing valuable parts, and shredding the remaining hull into small scraps. Ferrous metals (about 65% of the average mass) are directly reintroduced into the automotive supply chain. Non-metals, approximately 25% of the average mass known as Automotive Shredder Residue (ASR), are often landfilled or used for energy generation. Non-ferrous metals (about 5% of the average mass) may become impurities in other fractions. Despite recovery efforts, the process relies on outdated technologies.

Although experts have proposed innovative procedures, the primary focus remains on improving recovery rates, especially for ASR. This limits the application of circular economy principles as it primarily targets materials contained in high percentages within ELVs.

The development and application of innovative and physics and industry-based recycling simulation models in TREASURE (on the background of work over years on this topic) allows to both quantify industrial achievable recycling performance in detail for each different product design, disassembly approach etc and provides insights into optimisation and knowhow for Design for Recycling. This industry relevant, simulation based rigorous assessment of recyclability of products and parts on an industrial and rigorous basis is providing insight into

recyclability of parts and products, achievable total recycling rates as well as individual material recycling rates and energy balances over recycling processing. This provides insights in how recycling can be optimised by application of modular recycling (through additional disassembly), optimal organisation and selection of recycling processes for the product/part and disassembled components from it and Design for Recycling and can at the same time provide insight into ambitious as well realistic and technologically feasible recycling target definition in regulation.

ABBREVIATIONS

| | |
|----------------|--|
| ASR | Automotive Shredder Residue |
| BoL | Beginning-of-Life |
| CE | Circular Economy |
| CEN | CEN, the European Committee for Standardisation, is an association that brings together the National Standardisation Bodies of 34 European countries. CEN provides a platform for the development of European Standards and other technical documents in relation to various kinds of products, materials, services and processes. CEN supports standardization activities in relation to a wide range of fields and sectors including air and space, chemicals, construction, consumer products, defence and security, energy, the environment, food and feed, health and safety, healthcare, ICT, machinery, materials, pressure equipment, services, smart living, transport and packaging. |
| CENELEC | CENELEC, the European Committee for Electrotechnical Standardisation, is an association that brings together the National Electrotechnical Committees of 34 European countries CENELEC prepares voluntary standards in the electrotechnical field, which help facilitate trade between countries, create new markets, cut compliance costs and support the development of a Single European Market. CENELEC supports standardisation activities in relation to a wide range of fields and sectors including: Electromagnetic compatibility, Accumulators, primary cells and primary batteries, Insulated wire and cable, Electrical equipment and apparatus, Electronic, electromechanical and electrotechnical supplies, Electric motors and transformers, Lighting equipment and electric lamps, Low Voltage electrical installations material, Electric vehicles railways, smart grid, smart metering, solar (photovoltaic) electricity systems, etc. |
| CRM | Critical Raw Material |
| CWA | A CEN Workshop Agreement is an agreement, developed and approved by an open independent workshop structure within the framework of the CEN-CENELEC system. The CEN Workshop Agreement reflects the agreement of the registered participants responsible for its content, who decided to develop this document in accordance with the specific rules and practices available in CEN-CENELEC for the development and approval of CEN/CENELEC Workshop Agreements. |
| ECU | Electronic Control Unit |
| ELVs | End-of-Life Vehicles |
| EoL | End-of-Life |
| EU | European Union |
| IEC | International Electrotechnical Commission. The IEC is a global, not-for-profit membership organization that brings together more than 170 countries and coordinates the work of 20 000 experts globally. |
| ISO | International Organisation for Standardisation. The International Organization for Standardisation is an international standard development organization composed of representatives from the national standards organizations of member countries. Membership requirements are given in Article 3 of the ISO Statutes. |
| PCBs | Printed Circuit Boards |
| PGMs | Platinum Group Metals |
| PST | Post-Shredding Technology |
| REEs | Rare-Earth Elements |
| SCMs | Strategic/Critical Metals |
| TC | Technical committees are the responsible for developing standards. |
| WEEE | Waste Of Electrical And Electronical Equipment |
| WG | Work Group |
| WP | Work Package |

TABLE OF CONTENTS

| | |
|--|----|
| DISCLAIMER OF WARRANTIES | 2 |
| EXECUTIVE SUMMARY | 3 |
| ABBREVIATIONS..... | 4 |
| 1. Standardization context..... | 6 |
| 1.1. Standardization, innovation, and knowledge sharing | 6 |
| 1.2. TREASURE Standardization Toolkit..... | 7 |
| 2. Development of the TREASURE CWA | 10 |
| 2.1. Introduction | 10 |
| 2.1.1. CWA general concept..... | 12 |
| 2.1.2. CWA Lifetime..... | 13 |
| 2.2. The CWA development in TREASURE project..... | 13 |
| 2.2.1. CEN/WS Project Plan and connection with CEN/TC 301 Road vehicles..... | 13 |
| 2.2.2. CEN/WS TREASURE activities | 14 |
| 2.2.3. TREASURE Participation | 17 |
| 3. Conclusion | 18 |
| ANNEX: CWA 18119:2024..... | 19 |

1. Standardization context

1.1. Standardization, innovation, and knowledge sharing

Increasingly, standardization is recognized as a crucial asset for promoting the results of EU-funded projects. The experience from the TREASURE project demonstrates that standardization can support projects from an early stage by identifying the state of the art based on existing standards. This approach helps to avoid duplication and promotes the use of existing standards as a foundation for the project's activities. By starting with a clear understanding of the current regulatory and standardization landscape, projects can build on established practices and ensure that their innovations are both compliant and forward-thinking.

Moreover, standardization can also be leveraged to develop new standards or update existing ones based on the project's activities and outcomes, as exemplified by TREASURE. This dual role of standardization not only streamlines project workflows but also ensures that innovations are aligned with current industry practices and regulations. This alignment is critical for fostering market acceptance and facilitating the adoption of new technologies, as stakeholders can be confident that the innovations are reliable, interoperable, and compatible with existing systems.

In essence, as highlighted on the CEN website, standardization serves several critical functions:

- **Disseminating Research and Innovation Knowledge:** It helps to transfer knowledge from research and innovation to industry, society, and public administrations. This dissemination is crucial for ensuring that new knowledge and technological advancements reach a broad audience, thus maximizing their impact.
- **Facilitating Market Acceptance:** By enabling the interoperability and compatibility of innovative solutions with existing products, services, systems, and processes, standardization helps in gaining market acceptance. Standards provide a common language and framework that make it easier for new technologies to integrate into existing markets.
- **Reducing Technical Barriers to Trade:** Standardization diminishes technical barriers, thus facilitating trade. By harmonizing requirements across different regions, standards help to ensure that products and services can move more freely in the global market, enhancing economic opportunities.
- **Supporting Technology Transfer:** It promotes the transfer of technology by providing a common framework. This framework helps to ensure that new technologies can be efficiently and effectively adopted by various stakeholders, from small enterprises to large corporations.
- **Enhancing Stakeholder Networking:** It supports networking between various stakeholders, including scientific and commercial collaborators. Standardization activities often bring together diverse groups of experts, fostering collaboration and the exchange of ideas that can drive further innovation.

For more detailed information on the intersection of standardization and innovation, you can refer to the dedicated website developed by CEN and the following EU resource:

- [Standards+Innovation](#)
- [Standards Drive Innovation](#)



These resources provide comprehensive insights into how standardization can drive innovation and facilitate the effective dissemination and application of research outcomes. They offer practical guidance on how to integrate standardization into research projects, helping to ensure that new technologies are robust, reliable, and ready for market deployment. By leveraging these tools and resources, projects like TREASURE can maximize their impact and contribute to the advancement of industry standards and practice.

1.2. TREASURE Standardization Toolkit

Introduction to the Standardization Toolkit

Standards catalogues are huge, covering almost all aspects of economic and social activities. However, identifying the correct standardization document can be challenging due to the complexity of technical documents, the vast number of available standards, and the limitations of online semantic searches.

To address these challenges, the TREASURE project initiated a standardization strategy by mapping the main technical documents relevant to its scope (more information is available in [D8.4 “Standardization Toolkit”](#)). This mapping process is crucial for identifying current and under-development national, European, and international standards that could potentially support the project's activities.

To provide the mapping with a more dynamic and functional structure, and to ensure that the mapped information is easily accessible to interested stakeholders, UNI developed with TREASURE project an open standards research tool, the *Standardization Toolkit*. This toolkit is an online research tool developed through Microsoft Power BI and it represents a valuable resource for the market, offering a detailed list of relevant national, European, and international standards. It includes key information such as the standard number, the URL for retrieving the document, the title, the year of publication, and the scope. This structured approach not only enhances the project's research activities effectiveness but also facilitates the interoperability and application of circular economy strategies in the automotive sector.

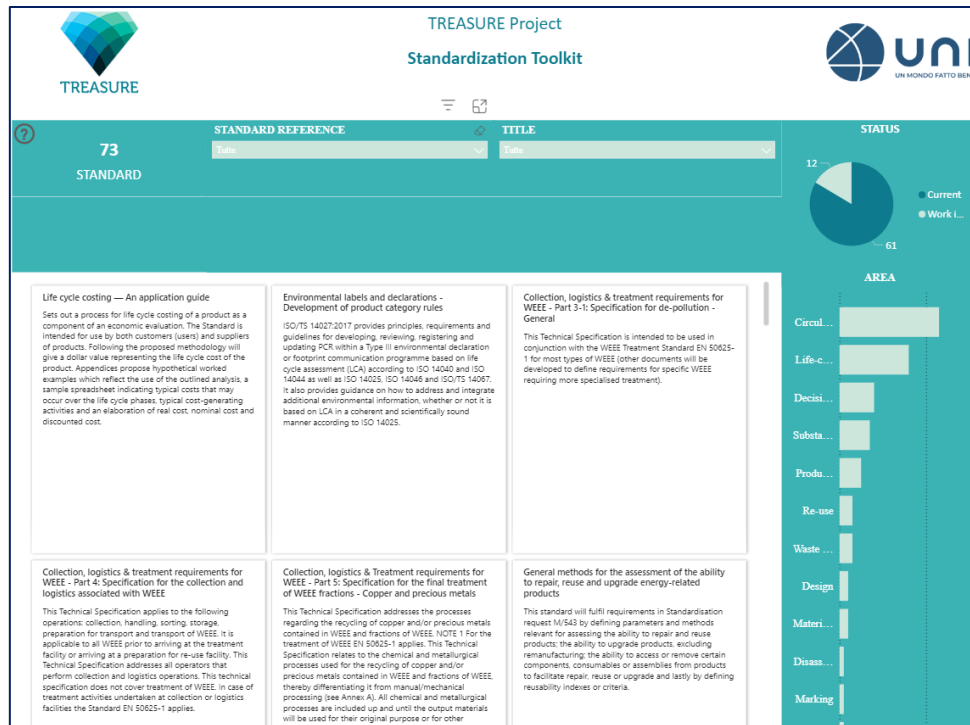


Figure 1: Standardization Toolkit

The toolkit is freely available on TREASURE website at:

<https://www.treasureproject.eu/standardization-toolkit/>.

Structure of the Standardization Toolkit

The toolkit is structured around an analysis of existing standards and related Standardization Technical Committees at both the EU (CEN) and international (ISO) levels. Below is a detailed breakdown of the components and statistics of the toolkit:

Total Number of Standards Mapped: 73

Status of Standards

- Current Standards: 61
- Work in Progress: 12

International Technical Committees (ISO/IEC)

The standards are overseen by various international technical committees, with the following being the most prominent:

- ISO/TC 207/SC 1 - Environmental management systems
- ISO/TC 111 - Environmental standardization for electrical and electronic products and systems
- ISO/TC 207/SC 7 - Greenhouse gas management and related activities: 7 standards
- ISO/TC 207/SC 5 - Life cycle assessment
- ISO/TC 207/SC 3 - Environmental labelling

- IEC/TC 111 - Environmental standardization for electrical and electronic products and systems

European Technical Committees (CEN/CLC)

At the European level, the technical committees responsible for these standards include:

- CEN SS S_26 - Environmental management
- CLC/TC 111X - Environment
- CEN/SS S26 - Environmental management

Other Technical Committees with fewer standards include:

- ISO/TC 323/WG 4 - Circular Economy Working Group 4
- CEN/CLC/JTC 10 - Energy-related products - Material Efficiency Aspects for Ecodesign
- ISO/TC 67 - Materials, equipment and offshore structures for petroleum, petrochemical and natural gas industries
- CLC/TC 111X - Environment

Areas of Competence

The standards cover various areas related to circular economy strategies, including:

- Circular Economy Strategy: 23 standards
- Life-cycle: 16 standards
- Substance Determination: 7 standards
- Decision Support Framework: 7 standards
- Product Comparison: 5 standards
- Re-use: 3 standards
- Waste Management: 3 standards
- Design: 2 standards
- Material Declaration: 2 standards
- Recover of CRMs: 1 standard
- Disassembly: 1 standard

Take-aways

The analysis of the state of the art carried out in TREASURE in terms of standards related to the recycling of automotive electronics revealed a fragmented framework. Although there are a few examples of attention to this topic at European and International levels, there is no main standardization activity focusing on the recovery of WEEE (Waste Electrical and Electronic Equipment) from the automotive sector. This topic is becoming increasingly important due to emerging market needs and the potential impact on Critical Raw Materials (CRMs), as the TREASURE project is investigating. This analysis facilitated the creation of a detailed mapping of

existing standards, which has been consolidated into a practical and easily accessible tool—the standardization toolkit.

The standardization toolkit provides a comprehensive overview of existing standards and their related technical committees, thereby supporting stakeholders in implementing circular economy strategies for the automotive sector. By mapping current and work-in-progress standards, the toolkit highlights key areas such as life-cycle assessment, circular economy strategies, substance determination, and decision support frameworks. This structured approach not only promotes adherence to best practices in sustainability and environmental management but also paves the way for more focused standardization activities in the recovery and recycling of automotive electronics.

2. Development of the TREASURE CWA

2.1. Introduction²

The TREASURE Workshop is driven by the need to address challenges in the automotive electronics sector, where car electronics are of significant value as sources of Strategic/Critical Metals (SCMs) such as copper, gold, silver, platinum group metals (PGMs) and tantalum. On average, modern cars contain between 5 kg to 8 kg of printed circuit boards (PCBs), depending on the trim and segment considered. These electronics have a substantial impact on the sector's economy, often accounting for over 30% of a vehicle's cost, rising to over 50% for luxury cars. Despite the growth of the sector, the car recycling industry find it challenging to recover these valuable components from End-of-Life Vehicles (ELVs).

This challenge is due to a complex web of barriers, including regulatory, governance, market, and technological, which are preventing the full adoption of Circular Economy (CE) principles and unveiling that a sectorial transition is far from being completed, despite significant investment in sustainable mobility approaches. In particular, the End-of-Life (EoL) phase poses specific challenges, preventing material recovery and the consequent reduction of natural resource dependence. Furthermore, the disconnection between Beginning-of-Life (BoL) and EoL stages, with data locked in protected databases, hinders the optimization of ELV processes. Thus, a systemic transformation requires a fundamental redesign of product lifecycles, integrating CE principles from the outset.

In this context, the TREASURE Workshop aims at providing a comprehensive and standardized framework for the recovery of electronic components from ELVs, with a specific focus on SCMs, and for the interconnection of actors along the automotive value chain, leveraging innovative technologies to overcome historical industrial limitations and propelling the automotive sector towards circularity.

ELVs represent a significant source of secondary raw materials, with annual volumes estimated at 7 million tons to 14 million tons in Europe alone. Carmakers have already been proactive in reusing approximately 30% of secondary materials to manufacture new vehicles. Various international directives and national laws have been introduced to promote sustainable practices, such as the European Directive 2000/53/EC which sets a target of 95% recovery of the average mass of a generic ELV, with provisions for energy valorization and material recycling. The mass-based assessment approach of the Directive has mainly improved the recovery of basic

² Introduction retrieved from the TREASURE CWA.

materials, such as steel, aluminium, and copper. However, this does not incentivize the recovery of minor, but extremely valuable elements, such as rare-earth elements (REEs), precious metals, and other essential raw materials used in the manufacture of electric and electronic equipment, due to their low mass percentage within ELVs.

The ELV recovery process involves removing hazardous components, removal and potentially reusing valuable parts, and shredding the remaining hulk into small scraps. Ferrous metals (about 65%-70% of the average mass) are recycled to long steel applications (e.g. building sector) due to their high copper content (secondary steel contains 0,15% Cu and cars <0,06% Cu). The non-metals, approximately 25% of the average mass known as Automotive Shredder Residue (ASR), are often landfilled or used for energy generation. This fraction still contains metals and is further separated in post-shredding technology (PST) plants to recover non-ferrous metals, plastics, etc., from this fraction. The application of PST processing and the application thereof is different for different European countries. Non-ferrous metals (about 5%-10% of the average mass) are separated (e.g. by eddy current, density separation, colour sorting, etc.) to regain valuable materials like copper and aluminium or may become impurities in other fractions, depending on the equipment of the shredder company. The complex mixture of multi-materials and their strong interconnection however makes separation a challenging task. Liberation of materials in the shredding process is playing an important role. As SCMs are applied in very low/minor quantities and connected in complex compounds and to other materials, their recovery is difficult and requires linking all stakeholders in the chain (from OEMs, dismantler, shredding/sorting plant to metallurgical recycling processing plants) to improve their recovery. Hence, despite recovery efforts, the shredding and sorting approach relies on traditional technologies. Data availability on use and location of strategic/critical materials in the design, linked to suitable recycling approaches could be the way to improve recycling of SCMs.

Although experts have proposed innovative procedures, which were developed by recyclers separately or together with automotive manufacturer, the primary focus remains on improving recovery rates, especially for ASR (e.g. manufacturer's process for plastics and copper). This limits the application of CE principles as it primarily targets materials contained in high percentages within ELVs.

The development and application of innovative and physics and industry-based recycling simulation models allow to both quantify industrial achievable recycling performance in detail for each different product design, disassembly approach, etc. and provide insights into optimisation and knowhow for Design for Recycling. This work has been published over the last 25 years in a long list of peer review journals and applied for example in the EU 6th framework project SuperLightCar, has been applied to assess and improve the recycling and Design for Recycling of the Fairphone as well as within the EU H2020 project in TREASURE (on the background of work over years on this topic). This industry relevant and simulation based rigorous assessment of recyclability of products and parts is developed on an industrial and rigorous (physics and thermodynamics) basis. This is providing insight into recyclability of parts and products, achievable total recycling rates as well as individual material recycling rates and energy balances over recycling processing. It shows where losses occur and how recycling can be optimised either by redesign of products or by identification of most suitable and optimal combination of recycling processes (most optimal recycling flowsheet architecture based on a combination of disassembly and most optimal metallurgical recycling processing balanced with traditional options). This provides insights in how recycling can be optimised by application of modular recycling (through additional disassembly), optimal organisation and selection of

recycling processes for the product/part and disassembled components from it and Design for Recycling and can at the same time provide insight into ambitious as well realistic and technologically feasible recycling target definition in regulation.

The ELV regulation draft from the European Commission requires removal of several parts for assessment if the part can be reused, remanufactured or recycled. However, manual removal and disassembly for recycling is often not economical. At this moment this would mean that removed parts need to be sent to a WEEE recycling facility, where decision on reuse or recycling by shredding and subsequent sorting will be made. The removed parts could also be directly sent to a smelter for material recovery. This is determined by the size and composition of the removed part.

2.1.1. CWA general concept

A CWA is a CEN/CENELEC deliverable (i.e. a standardisation document), which may take various forms such as text file or computer code, developed and agreed by the participants in a temporary working group (CEN/WS – CEN/CENELEC Workshop). It is designed to meet an immediate need, can be quickly developed, and can be used as fast track to future standardization activities.

The stakeholder involvement is limited to those directly interested in the subject.

The CWA development process is described in the CEN/CENELEC Guide 29:2020 Workshop Agreements – A rapid way to standardization, available on CEN website³.

An overview of the whole development process is provided in Figure 2.

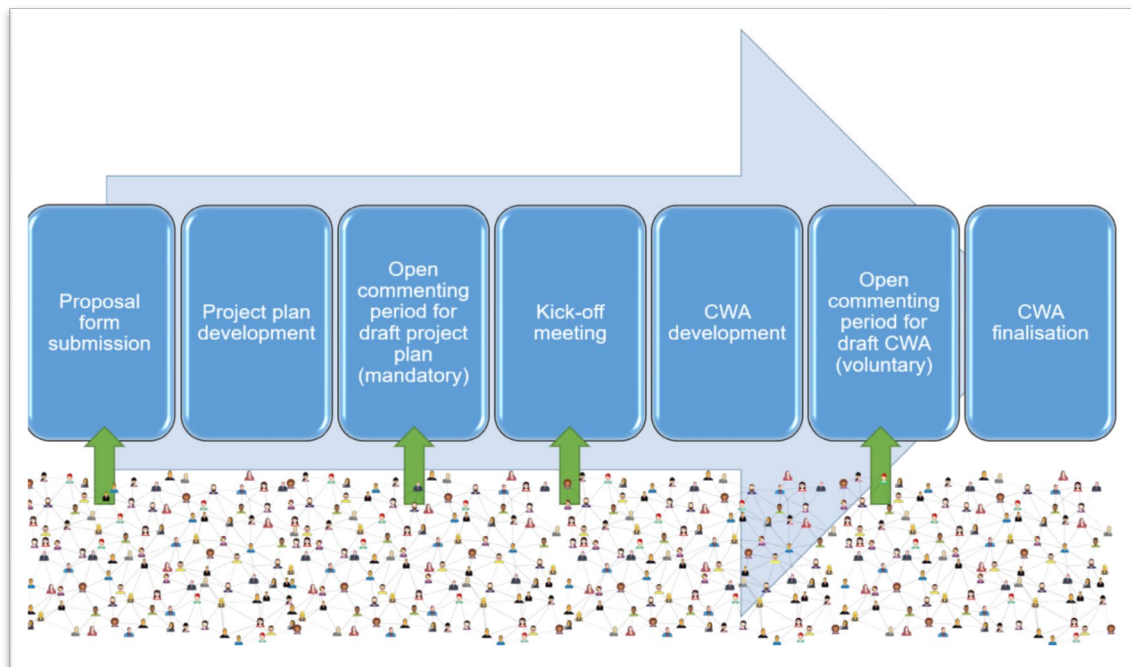


Figure 1: Overview of the CWA development process (source: CEN/CENELEC Guide 29)

³ <https://www.cencenelec.eu/news-and-events/news/2024/brief-news/2024-04-08-new-edition-guide-29/>

The direct participation of interested parties, the possibility to indicate the participants and their organizations in the foreword and the rapid development process offered by a CWA, are particularly attractive for European research and innovation projects, which must deliver results within the limited duration of their project lifetimes. European Framework Programmes like Horizon 2020 and Horizon Europe focus(ed) more and more on the impact of research and innovation in developing, supporting, and implementing EU policies, and support the uptake of innovative solutions in industry and society to address global challenges.

Standardization is recognized as a tool to support this strategic objective (ref. CEN/CENELEC Guide 29:2020 Workshop Agreements – A rapid way to standardization).

2.1.2. CWA Lifetime

By default, once the CWA is published, the maintenance of the CWA is the responsibility of the CEN/WS secretariat; however, a Technical Committee (TC) with an interest in the document may decide to undertake the responsibility of the CWA and further develop it into a full standard.

The CWA is valid for 3 years, after which the participants are asked to make a choice to:

- Confirm for 3 years
- Revise
- Withdraw

The maximum validity of a CWA is 6 years. After that, it is either withdrawn or transformed into another deliverable (i.e. EN, CEN/TS, CEN/TR). A complete overview of standardisation deliverables is available in D8.4 “Standardization toolkit”.

At any point during the CWA lifecycle, a TC may decide to transform it into another deliverable, following the normal standard development process.

If at any point a standard in conflict with the CWA is published, the CWA must be withdrawn.

2.2. The CWA development in TREASURE project

2.2.1. CEN/WS Project Plan and connection with CEN/TC 301 Road vehicles

The starting point for the development of a CWA is based on the drafting of a Project Plan in which the main activities for the CWA development are described, together with the background information on the activity to be carried out, the description of the proposer(s), other potential interested stakeholders to be involved, the objectives and scope of the CWA and the planning of the different activities, the responsibility of the different participants (i.e. CEN/WS Secretary, Chair, Vice-chair, Project leader).

In addition to what is indicated above the connection with CEN/TC 301 Road vehicles was also included and CEN/TC 301 experts were informed so to evaluate the interest to participate to the CEN/WS.

The final draft Project Plan was submitted to CEN on 6th October 2023 and the starting of the CEN/WS was officially announced on CEN website. After an open consultation of one month the working group officially started on the 13th of December 2023 with the kick-off meeting.

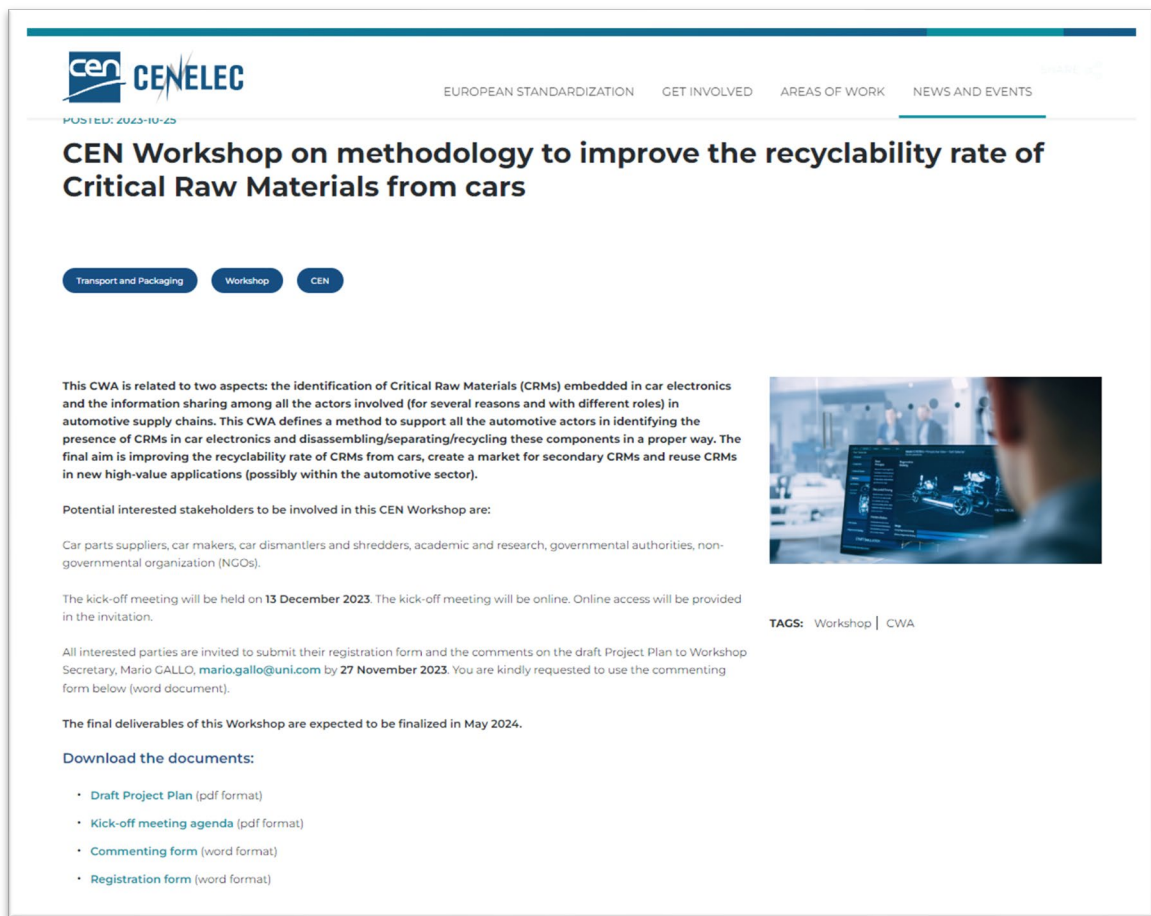


Figure 3: CEN/WS announcement on CEN website ([link](#))

2.2.2. CEN/WS TREASURE activities

For the development of the CWA the following timeframe (Table 1) was followed.

Table 1: CEN/WS Treasure TIMEFRAME

| DATE | MEETINGS | Task | Who |
|------------|-------------------------|--|--|
| 2023.12.13 | Hybrid meeting in Milan | Overall methodology defined (individual steps) + definition of the subchapters | Chairperson/Vice-Chairperson CEN/WS secretariat CEN/WS members |
| 2024.01.22 | Online meeting | Index finalization, development of the first contents. | CEN/WS members CEN/WS secretariat |

| | | | |
|-------------------|----------------------------------|---|--------------------------------------|
| 2024.02.26 | Online meeting | 1 st draft available (circulated by 2024.02.26) | CEN/WS members CEN/WS secretariat |
| 2024.03.20 | Online meeting | Further development of the technical contents 2nd draft available (circulated by 2024.03.20) | CEN/WS members CEN/WS secretariat |
| 2024.04.04 | Online meeting | Discussion of comments on the second draft to prepare the final draft. | CEN/WS members CEN/WS secretariat |
| 2024.04.08 | Final meeting hybrid in Brussels | 3 rd draft available before the meeting. Final CWA draft in preparation for the submission to CEN. Closing of the open discussion. | CEN/WS members CEN/WS secretariat |
| 2024.05.17 | No meeting | Submission of the final draft for publication to CEN (circulated by 2024.05.17) | CEN/WS secretariat |

KICK-OFF meeting and CWA drafting activities

On December 13th, 2023, the CWA kick-off meeting promoted by Treasure was held in UNI – Italian Standards Body (Milan).

The meeting allowed to:

- appoint the Chairperson and Vice-Chairperson,
- appoint of the project leader,
- adoption of the Project Plan,
- definition of the aspects covered by the Treasure CWA,
- organization of the technical work (timeframe),
- explanation and distribution of CEN/WS registration forms.

The TREASURE Workshop goal is to provide a document which defines a method to support all the automotive actors in identifying the presence of SCMs in car electronics, particularly in ECUs, and disassembling/separating/recycling these components in a proper way. The final aim is improving the recyclability rate of SCMs from cars, create a market for secondary SCMs and reuse SCMs in new high-value applications.

The overall goal of the CEN Workshop is developing a CWA related to:

- a) the identification of SCMs embedded ECUs (PCBs);
- b) the information sharing among all the actors involved (for several reasons and with different roles) in automotive supply chains.

This document is intended to be used by car makers, car parts manufactures or suppliers and ELVs managers (e.g. car dismantlers and/or shredder companies which process ELVs). This document can support the policy makers in the development of a future digital product passport specific for PCBs and is based on the experience and results developed within TREASURE project.

This activity is coherent with the new version of ELV regulation under development and the current WEEE regulation.

Finally, the procedure could be adoptable by other sectors where the presence of electronics is relevant and SCMs can be recycled and reused.

2nd CEN/WS Meeting

On 22nd of January 2024, the second meeting was held online.

Meeting outcomes:

- Index finalization,
- development of the first contents.

3rd meeting

On 26th of February 2024, the third meeting was held online.

Meeting outcomes:

- 1st CWA draft,
- Update of the contribution's agenda.

4th meeting

On 20th of March 2024, the fourth meeting was held online.

Meeting outcomes:

- 2nd CWA draft,
- Further development of the technical contents.

5th meeting

On 4th of April 2024, the fifth meeting was held online.

Meeting outcomes:

- Discussion of comments on the second draft,
- Preparation of the 3rd Draft.

Final meeting

On 8th of April 2024, the final meeting was held online.

Meeting outcomes:

- 3rd CWA draft analyzed,
- Final draft circulated.

- Update of the contribution's agenda for the finalization

The final draft CWA was officially submitted to CEN on 17th of May 2024 and on May 29th, 2024 the CWA was published on CEN/CENELEC dedicated web-page⁴.

The text of the CWA is included as **ANNEX: CWA 18119:2024**.

2.2.3. TREASURE Participation

UNI, the Italian standardization body, managed CEN/WS Treasure Secretariat, providing support along the different development steps of the CWA drafting.

Chair of the CEN/WS Treasure was PhD Paolo Rosa, Politecnico di Milano, also coordinator of Treasure project.

Project leader of the CEN/WS was Dr. Antoinette Van Schaik, Material Recycling and Sustainability (MARAS) B.V.

Moreover, the following companies/organizations participated actively to the CWA drafting:

- EDGERYDERS
- INDUSTRIAS LOPEZ SORIANO, SL (ILSSA)
- POLLINI LORENZO E FIGLI
- SCUOLA UNIVERSITARIA PROFESSIONALE DELLA SVIZZERA ITALIANA (SUPSI)
- SEAT
- TNO at Holst Centre
- TXT E-Tech srl
- UNIVESIDAD DE ZARAGOZA (UNIZAR)
- UNIVERSITÀ DELL'AQUILA (UNIVAQ)
- VOLKSWAGEN AG
- WALTER PACK SL

⁴ <https://www.cencenelec.eu/get-involved/research-and-innovation/cen-and-cenelec-activities/cwa-download-area/>

3. Conclusion

The TREASURE project exemplifies the pivotal role of standardization in fostering innovation and knowledge dissemination within the context of EU-funded initiatives. By meticulously mapping existing and emerging standards, the project has leveraged standardization to avoid redundancy, promote the adoption of established best practices, and facilitate the integration of new technologies into the market. The creation of the standardization toolkit, an open online research tool, developed using Microsoft Power BI, has provided stakeholders with an invaluable resource that lists relevant standards, ensuring usability.

The TREASURE CEN/Workshop has addressed the complex challenges in the automotive electronics sector, particularly in recovering Strategic/Critical Metals (SCMs) from End-of-Life Vehicles (ELVs). Despite regulatory advancements and industry efforts, significant barriers remain that hinder the full adoption of Circular Economy (CE) principles. The workshop has highlighted the importance of integrating CE principles from the product design stage to optimize material recovery processes at the EoL phase.

The development of the CEN Workshop Agreement (CWA) 18119:2024 “A methodology to improve the recyclability rate of Strategic/Critical Metals from car electronics” within the TREASURE project marks a significant step toward standardizing methods for identifying and recycling SCMs in car electronics. This effort aims to improve the recyclability rates of SCMs, foster a secondary market for these materials, and support the creation of a digital product passport specific to Printed Circuit Boards (PCBs). The involvement of stakeholders from across the automotive value chain, from car manufacturers to dismantlers and recyclers, underscores the collaborative nature required for successful standardization.

The CWA development process, characterized by its rapid and inclusive approach, aligns with the strategic objectives of European Framework Programmes like Horizon 2020 and Horizon Europe. These programs emphasize the impact of research and innovation on EU policies and the uptake of innovative solutions to address global challenges. The TREASURE project’s CWA serves as a model for future standardization efforts, demonstrating how research outcomes can be effectively translated into practical standards that enhance industry practices and environmental sustainability.

In conclusion, the TREASURE project has not only advanced the state of the art in automotive electronics recycling but also showcased the critical role of standardization in supporting innovation, market acceptance, and the dissemination of knowledge. The successful development of the CWA illustrates the potential for standardization to drive systemic transformation within the industry, paving the way for more sustainable and circular approaches to resource management.

ANNEX: CWA 18119:2024



CEN

CWA 18119

WORKSHOP

May 2024

AGREEMENT

ICS 13.030.50; 43.020

English version

A methodology to improve the recyclability rate of Strategic/Critical Metals from car electronics

This CEN Workshop Agreement has been drafted and approved by a Workshop of representatives of interested parties, the constitution of which is indicated in the foreword of this Workshop Agreement.

The formal process followed by the Workshop in the development of this Workshop Agreement has been endorsed by the National Members of CEN but neither the National Members of CEN nor the CEN-CENELEC Management Centre can be held accountable for the technical content of this CEN Workshop Agreement or possible conflicts with standards or legislation.

This CEN Workshop Agreement can in no way be held as being an official standard developed by CEN and its Members.

This CEN Workshop Agreement is publicly available as a reference document from the CEN Members National Standard Bodies.

CEN members are the national standards bodies of Austria, Belgium, Bulgaria, Croatia, Cyprus, Czech Republic, Denmark, Estonia, Finland, France, Germany, Greece, Hungary, Iceland, Ireland, Italy, Latvia, Lithuania, Luxembourg, Malta, Netherlands, Norway, Poland, Portugal, Republic of North Macedonia, Romania, Serbia, Slovakia, Slovenia, Spain, Sweden, Switzerland, Türkiye and United Kingdom.



EUROPEAN COMMITTEE FOR STANDARDIZATION
COMITÉ EUROPÉEN DE NORMALISATION
EUROPÄISCHES KOMITEE FÜR NORMUNG

CEN-CENELEC Management Centre: Rue de la Science 23, B-1040 Brussels

© 2024 CEN All rights of exploitation in any form and by any means reserved worldwide for CEN national Members.

Ref. No.:CWA 18119:2024 E

| Contents | Page |
|--|-------------|
| European foreword | 3 |
| Introduction | 5 |
| 1 Scope..... | 7 |
| 2 Normative references..... | 7 |
| 3 Terms and definitions..... | 7 |
| 4 List of acronyms | 8 |
| 5 TREASURE project vision | 8 |
| 6 Identification of electronic components | 9 |
| 6.1 Variables | 9 |
| 7 Systemic analysis of disassembly using a value chain perspective | 10 |
| 8 Disassembly | 14 |
| 8.1 Identification of the level of disassembly to reach | 14 |
| 8.2 Identification of the different electronics components inside PCBs..... | 14 |
| 8.2.1 General..... | 14 |
| 8.2.2 Image-acquisition | 15 |
| 8.2.3 Image processing | 15 |
| 8.3 Disassembly procedure and equipments (function of car) | 16 |
| 9 How to recycle..... | 16 |
| 9.1 Define requirements of material declaration..... | 16 |
| 9.2 Additional useful information for recycling | 17 |
| 9.3 Data collection and role of data in CE..... | 17 |
| Annex A (informative) Identification of future electronics based on in-mould electronics. | 18 |
| A.1 Introduction..... | 18 |
| A.2 Example state-of-the-art IME parts for automotive | 18 |
| A.3 Material composition | 20 |
| A.4 Automotive IMSE and assemblies | 21 |
| A.5 Potential recycling schemes..... | 21 |
| A.6 Advice..... | 23 |
| Annex B (informative) Connection among data sets outside the TREASURE project..... | 24 |
| Bibliography | 27 |

European foreword

This CEN Workshop Agreement has been developed in accordance with the CEN-CENELEC Guide 29 “CEN/CENELEC Workshop Agreements – A rapid prototyping to standardization” and with the relevant provisions of CEN/CENELEC Internal Regulations - Part 2. It was approved by a Workshop of representatives of interested parties on 2024-04-08, the constitution of which was supported by CEN following the public call for participation made on 2023-10-25. However, this CEN Workshop Agreement does not necessarily include all relevant stakeholders.

The final text of this CEN Workshop Agreement was provided to CEN for publication on 2024-05-17.

Results incorporated in this CWA received funding from the European Union’s Horizon 2020 research and innovation programme, project TREASURE under grant agreement n. 101003587.

The following organizations and individuals developed and approved this CEN Workshop Agreement:

- ROSA Paolo (Chair) - POLITECNICO DI MILANO (POLIMI) - TREASURE Project expert
- VAN SCHAIK Antoinette (Project leader) – MARAS B.V. - TREASURE Project expert
- GALLO Mario (Secretary) - UNI (Italian Standards Body) - TREASURE Project
- ANTONELLO Veronica - TXT E-Tech srl - TREASURE Project expert
- BOBIC Bojan - EDGERYDERS - TREASURE Project expert
- CALABRESI Mattia - TXT E-Tech srl - TREASURE Project expert
- CUKERIĆ Ivan - EDGERYDERS - TREASURE Project expert
- DEL HOYO Laura - WALTER PACK SL - TREASURE Project expert
- DI MARIA Cristina - UNI (Italian Standards Body) - TREASURE Project
- EL WARRAQI Laila - POLITECNICO DI MILANO (POLIMI) - TREASURE Project expert
- FERRARA Adriano - UNI (Italian Standards Body) - TREASURE Project
- FONTANA Alessandro - SCUOLA UNIVERSITARIA PROFESSIONALE DELLA SVIZZERA ITALIANA (SUPSI) - TREASURE Project expert
- FRATOCCHI Luciano - UNIVERSITÀ DELL’AQUILA (UNIVAQ) - TREASURE Project expert
- FUGAROLI Federica - UNI (Italian Standards Body) - TREASURE Project
- GANDINI Francesco Lorenzo - POLITECNICO DI MILANO (POLIMI) - TREASURE Project expert
- HARKEMA Stephan - TNO at Holst Centre - TREASURE Project expert
- IGLESIAS Marta - SEAT - TREASURE Project expert
- IPPOLITO Nicolò Maria - UNIVERSITÀ DELL’AQUILA (UNIVAQ) - TREASURE Project expert
- LIENDO LUDUEÑA Marcelo Martin - INDUSTRIAS LOPEZ SORIANO, SL (ILSSA) - TREASURE Project expert

CWA 18119:2024 (E)

- MAGDALENA Ricardo - UNIVESIDAD DE ZARAGOZA (UNIZAR) - TREASURE Project expert
- MICCICHÈ Giovanni - UNI (Italian Standards Body) - TREASURE Project
- MOCCHIO Elena - UNI (Italian Standards Body) - TREASURE Project
- PIEPER Anja - VOLKSWAGEN AG
- POLLINI Giacomo - POLLINI LORENZO E FIGLI - TREASURE Project expert
- ROSSI Ludovica - SCUOLA UNIVERSITARIA PROFESSIONALE DELLA SVIZZERA ITALIANA (SUPSI) - TREASURE Project expert
- RUBES Matteo - POLLINI LORENZO E FIGLI - TREASURE Project expert
- SESANA Michele - TXT E-Tech srl - TREASURE Project expert
- VALERO DELGADO Alicia - UNIVESIDAD DE ZARAGOZA (UNIZAR) - TREASURE Project expert

Attention is drawn to the possibility that some elements of this document may be subject to patent rights. CEN- CENELEC policy on patent rights is described in CEN-CENELEC Guide 8 “Guidelines for Implementation of the Common IPR Policy on Patent”. CEN shall not be held responsible for identifying any or all such patent rights.

Although the Workshop parties have made every effort to ensure the reliability and accuracy of technical and non-technical descriptions, the Workshop is not able to guarantee, explicitly or implicitly, the correctness of this document. Anyone who applies this CEN Workshop Agreement shall be aware that neither the Workshop, nor CEN, can be held liable for damages or losses of any kind whatsoever. The use of this CEN Workshop Agreement does not relieve users of their responsibility for their own actions, and they apply this document at their own risk. The CEN Workshop Agreement should not be construed as legal advice authoritatively endorsed by CEN/CENELEC.

Introduction

The TREASURE Workshop is driven by the need to address challenges in the automotive electronics sector, where car electronics are of significant value as sources of Strategic/Critical Metals (SCMs) such as copper, gold, silver, platinum group metals (PGMs) and tantalum. On average, modern cars contain between 5 kg to 8 kg of printed circuit boards (PCBs), depending on the trim and segment considered. These electronics have a substantial impact on the sector's economy, often accounting for over 30% of a vehicle's cost, rising to over 50% for luxury cars¹. Despite the growth of the sector, the car recycling industry find it challenging to recover these valuable components from End-of-Life Vehicles (ELVs)².

This challenge is due to a complex web of barriers, including regulatory, governance, market, and technological, which are preventing the full adoption of Circular Economy (CE) principles and unveiling that a sectorial transition is far from being completed, despite significant investment in sustainable mobility approaches. In particular, the End-of-Life (EoL) phase poses specific challenges, preventing material recovery and the consequent reduction of natural resource dependence. Furthermore, the disconnection between Beginning-of-Life (BoL) and EoL stages, with data locked in protected databases, hinders the optimization of ELV processes. Thus, a systemic transformation requires a fundamental redesign of product lifecycles, integrating CE principles from the outset.

In this context, the TREASURE Workshop aims at providing a comprehensive and standardized framework for the recovery of electronic components from ELVs, with a specific focus on SCMs, and for the interconnection of actors along the automotive value chain, leveraging innovative technologies to overcome historical industrial limitations and propelling the automotive sector towards circularity.

ELVs represent a significant source of secondary raw materials, with annual volumes estimated at 7 million tons to 14 million tons in Europe alone. Carmakers have already been proactive in reusing approximately 30% of secondary materials to manufacture new vehicles. Various international directives and national laws have been introduced to promote sustainable practices, such as the European Directive 2000/53/EC [10] which sets a target of 95% recovery of the average mass of a generic ELV, with provisions for energy valorization and material recycling. The mass-based assessment approach of the Directive has mainly improved the recovery of basic materials, such as steel, aluminium, and copper. However, this does not incentivize the recovery of minor, but extremely valuable elements, such as rare-earth elements (REEs), precious metals, and other essential raw materials used in the manufacture of electric and electronic equipment, due to their low mass percentage within ELVs.

The ELV recovery process involves removing hazardous components, removal and potentially reusing valuable parts, and shredding the remaining hulk into small scraps. Ferrous metals (about 65%-70% of the average mass) are recycled to long steel applications (e.g. building sector) due to their high copper content (secondary steel contains 0,15% Cu and cars <0,06% Cu) [5]. The non-metals, approximately 25% of the average mass known as Automotive Shredder Residue (ASR), are often landfilled or used for energy generation. This fraction still contains metals and is further separated in post-shredding technology (PST) plants to recover non-ferrous metals, plastics, etc., from this fraction. The application of PST processing and the application thereof is different for different European countries. Non-ferrous metals (about 5%-10% of the average mass) are separated (e.g. by eddy current, density separation, colour sorting, etc.) to regain valuable materials like copper and aluminium or may become impurities in other fractions, depending on the equipment of the shredder company. The complex mixture of multi-materials and their strong interconnection however makes separation a challenging task. Liberation of materials in the shredding process is playing an important role. As SCMs are applied in very low/minor

¹ These statistics pertain to internal combustion engine vehicles and not battery electric vehicles where the content of electronic parts is even higher.

² The origin of the proposed activity is the H2020 TREASURE project (www.treasureproject.eu), GA 101003587. The objective of TREASURE is making automotive supply chains (with a specific focus in car electronics) more circular through the adoption of digital tools and improving the awareness of the different actors toward the presence of SCMs in specific car components.

quantities and connected in complex compounds and to other materials, their recovery is difficult and requires linking all stakeholders in the chain (from OEMs, dismantler, shredding/sorting plant to metallurgical recycling processing plants) to improve their recovery. Hence, despite recovery efforts, the shredding and sorting approach relies on traditional technologies. Data availability on use and location of strategic/critical materials in the design, linked to suitable recycling approaches could be the way to improve recycling of SCMs.

Although experts have proposed innovative procedures, which were developed by recyclers separately or together with automotive manufacturer, the primary focus remains on improving recovery rates, especially for ASR (e.g. manufacturer's process for plastics and copper). This limits the application of CE principles as it primarily targets materials contained in high percentages within ELVs.

The development and application of innovative and physics and industry-based recycling simulation models allow to both quantify industrial achievable recycling performance in detail for each different product design, disassembly approach, etc. and provide insights into optimisation and knowhow for Design for Recycling. This work has been published over the last 25 years in a long list of peer review journals and applied for example in the EU 6th framework project SuperLightCar, has been applied to assess and improve the recycling and Design for Recycling of the Fairphone as well as within the EU H2020 project in TREASURE (on the background of work over years on this topic) [6, 7, 12 to 16, 19]. This industry relevant and simulation based rigorous assessment of recyclability of products and parts is developed on an industrial and rigorous (physics and thermodynamics) basis. This is providing insight into recyclability of parts and products, achievable total recycling rates as well as individual material recycling rates and energy balances over recycling processing. It shows where losses occur and how recycling can be optimised either by redesign of products or by identification of most suitable and optimal combination of recycling processes (most optimal recycling flowsheet architecture based on a combination of disassembly and most optimal metallurgical recycling processing balanced with traditional options). This provides insights in how recycling can be optimised by application of modular recycling (through additional disassembly), optimal organisation and selection of recycling processes for the product/part and disassembled components from it and Design for Recycling and can at the same time provide insight into ambitious as well realistic and technologically feasible recycling target definition in regulation.

The ELV regulation draft [8] from the European Commission requires removal of several parts for assessment if the part can be reused, remanufactured or recycled. However, manual removal and disassembly for recycling is often not economical. At this moment this would mean that removed parts need to be sent to a WEEE recycling facility, where decision on reuse or recycling by shredding and subsequent sorting will be made. The removed parts could also be directly sent to a smelter for material recovery. This is determined by the size and composition of the removed part.

1 Scope

This document defines a method to support all the automotive actors in identifying the presence of SCMs in car electronics, particularly in ECUs, and disassembling/separating/recycling these components in a proper way. The final aim is improving the recyclability rate of SCMs from cars, create a market for secondary SCMs and reuse SCMs in new high-value applications.

The overall goal of the CEN Workshop is developing a CWA related to:

- a) the identification of SCMs embedded ECUs (PCBs);
- b) the information sharing among all the actors involved (for several reasons and with different roles) in automotive supply chains.

This document is intended to be used by car makers, car parts manufactures or suppliers and ELVs managers (e.g. car dismantlers and/or shredder companies which process ELVs). This document can support the policy makers in the development of a future digital product passport specific for PCBs and is based on the experience and results developed within TREASURE project. This activity is coherent with the new version of ELV regulation under development [8] and the current WEEE regulations [11].

Finally, the procedure could be adoptable by other sectors where the presence of electronics is relevant and SCMs can be recycled and reused.

2 Normative references

There are no normative references in this document.

3 Terms and definitions

For the purposes of this document, the following terms and definitions apply.

ISO and IEC maintain terminological databases for use in standardization at the following addresses:

- IEC Electropedia: available at <https://www.electropedia.org/>
- ISO Online browsing platform: available at <https://www.iso.org/obp>

3.1

actuator

EED that performs movement functions with the help of components such as small electric motors, solenoid valves and the like, such as the window motor

3.2

control device

controller

EED that takes on control tasks in the vehicle, such as controlling the automatic climate control system

3.3

embedded electronic device (EED)

device in the vehicle that works with electrical power and is either connected to the central energy supply or has its own battery supply (such as for tire pressure sensors)

3.4

in-mold electronics (IME)

variant of printed electronics where devices, assemblies or products are realized by combining in-mold decoration or in-mold labelling with functional elements based on printed electronics

3.5

sensor

EED that detect or measure a physical property and records, indicates, or otherwise responds to it

4 List of acronyms

The list of acronyms used in this document is given in Table 1

Table 1 — Acronyms

| | |
|-------|--|
| ASR | Automotive shredder residue |
| BAT | Best available technique |
| BoL | Beginning-of-Life |
| CAGR | Compound annual growth rate |
| CE | Circular economy |
| ECU | Electronic control unit |
| EED | Embedded electronic device |
| ELVs | End-of-Life Vehicles |
| EoL | End-of-Life |
| IMDS | International material data system |
| IME | In-mould electronics |
| IMSE® | In-mould structural electronics |
| MDS | Material data sheet |
| OEM | Original equipment manufacturer |
| PCB | Printed circuit board |
| PGMs | Platinum group metals |
| PST | Post-shredding technology |
| SCMs | Strategic/Critical Metals |
| SSNA | Social semantic network analysis |
| WEEE | Waste from Electrical and Electronic Equipment |

5 TREASURE project vision

Car electronics is one of the most valuable sources of SCMs in cars. On average, modern cars contain between 5 kg to 8 kg of PCBs, depending on the trim and segment considered. A scientific article that has cited a manufacturer's statistic [9] has shown that these systems can account for more than 30 % of total vehicle cost (and more than 50 % in luxury cars). From 2000 onwards, electronics saw an increased penetration in the automotive sector. A Markets and Markets research report quantified the automotive microcontrollers market in about \$989.2 million in 2017, with a projection to \$1,886.4 million by 2022, at a CAGR of 13.78 %. The car recycling industry finds it challenging to recover these valuable components from ELVs. Arguably, the complex set of barriers (e.g. regulatory, governance-based, market, technological, cultural, societal, gender, etc.) result in difficulties for companies to implement CE by limiting potential benefits. All these data show that the sectorial transition towards CE seems to be far from its completion, even if car manufacturers are investing big capitals trying to shift their business

towards more sustainable mobility concepts. Especially at EoL stage, there are still many issues to be solved to functionally recover materials from cars (e.g. reuse recovered materials for the same purpose they were exploited originally) and the dependence from natural resources when producing new cars (even if electric/hybrid/fuel cell-powered) is still too high. This mandatory systemic transformation requires all companies/sectors to redefine products lifecycles since the beginning, by considering CE already before designing them. Considering together the wide number of barriers impacting on the automotive sector and the limited collaboration among actors involved in traditional automotive value chains, the transition towards CE cannot be reached so easily. This issue is related (especially) to two elements. From one side, BoL and EoL stages are still unconnected from an information sharing perspective. Data about materials embedded in cars are spread on a plethora of strictly protected databases accessible only by authorized actors. This way, even if data on SCMs embedded in cars are known since many years, no one can exploit them (e.g. to optimize ELV management processes). From another side, even if ELV management processes are active in Europe since the sixties, none of the actors involved in these processes is available to share their knowledge with car makers or car part suppliers. So, both car makers and car part suppliers cannot improve their design practices to make cars easier to disassemble and recycle. In this context, TREASURE can offer a good opportunity for testing innovative technologies to make the automotive sector more circular, by going beyond some of these historical limitations characterizing this industry.

In order to make better-informed decisions in design practices, understand consumers holistically, and discern and anticipate potential concerns, the cultural aspect of the CE ought to be considered. TREASURE created an online platform where industry stakeholders (i.e. consumers, experts, and industry enthusiasts) can hold discussions, exchange experiences, and explore solutions for adopting circular practices in every aspect of the automotive industry. Community-driven activities and events were organized to explore and discuss various dimensions of awareness, choices, and behaviours related to car use, ownership, disposal, and circularity. Collected data from events, interviews and discussions was coded and analysed using social semantic network analysis (SSNA) which visualizes the relationships between users, published content, topics discussed on the platform and interviews, providing insight into cultural associations and domains of meaning involved in circularity practices. By identifying connections, SSNA provided valuable insights and helped to understand the different opinions, concerns, and priorities of various stakeholders. This approach starts with the premise that all the different areas of expertise involved in the automotive industry and sustainable practices are situated in a shared cultural space, and aims to bridge the “silos” between differently specialized stakeholders. This approach also encourages collaboration towards shared goals.

6 Identification of electronic components

6.1 Variables

Typically, EEDs were grouped into different device types. EEDs that fulfil a similar function, contain similar components and have a similar composition are assigned to a specific type of device. [1]

The electronic content depends on the vehicle class and version, the brand and, above all, the year of manufacture. For example, in the past the car radio and the GPS were two separate devices. Today, however, there is usually a large multimedia module that combines the functions of the car radio and GPS. [1]

According to a study promoted by the German government [2] 47 % of the EEDs are in the front and the engine compartment with adjoining areas having a mass proportion of 65 %. Large heavy components, like starter, generator, fan engine, engine power steering are the reason for the high weight proportion. Further 45 % of the components are located in the interior with a mass proportion of 29 %. These are light electronic components, like controls, small electric motors, operating elements or screens. The rear space of the vehicle contains 9 % of components with a mass proportion of 5 %, like back lights, parking sensors, a small windshield wiper engine and some controls [3].

The EEDs can be classified in different types of device categories:

- the “control device” category (also called controller);
- the “actuator” category;
- the “sensor” category.

The highest amount of precious metals (especially gold, silver and palladium) is allocated in PCBs in numerous applications. The concentration ranges are partially very wide (up to one order of magnitude) which illustrates the heterogeneity of metal contents in the PCBs in vehicles of different ages, producers and applications. The most valuable PCBs in vehicles containing the highest amount of precious metals can be found [4] within the ECUs for the engine and infotainment, display and control unit, control panel, airbag control and auxiliary stop light. [3] On the other hand, it is important to mention that the miniaturization of electronic components has progressed further over the last decade. During the same period, content of precious metals had decreased significantly. Therefore, of the mentioned device categories this document only considers the controllers and ECUs, in which most of the PCBs are located.

The type and version of a car have a strict impact on the number and type of ECUs. Content of precious metals in an ECU depends on the function of that ECU and doesn't depend on the size or weight. It relies on the components mounted on the PCB. Relevant are, for example, high computing power, multilayer circuit boards, but it is not possible to make a generalisation.

Information on the SCMs in electronics are not always available to car manufacturers. Suppliers can change the material composition due to cost efficiency, availability or technical changes. In addition, the information in the International Material Data System (IMDS) data base content is not publicly available, because it belongs to the car suppliers, and cannot be shared by car manufacturers. Moreover, information on material amount is not sufficient if the specific place within the considered electronic part is not known.

Update and tuning of hardware during lifetime will be done in workshops which can be independent or OEM-related. Therefore, an update has to be done by the respective workshop.

On the other hand, the future development of car electronics shows a trend to combine ECUs and to group them in 3-4 places in the car if the needed installation space is available, which could ease the disassembly process. Nonetheless, autonomous driving requires redundant ECUs for several applications for safety reasons and therefore the amount of ECUs will increase, making it difficult to locate the ECUs in few certain places. In this line, the car electronics architecture of the modern generation of electric vehicles is undergoing a profound transformation, moving away from the many individual control units of current cars and towards a small number of high-performance computers. In the future, they will provide the computing power for the functional domains in the vehicle.

7 Systemic analysis of disassembly using a value chain perspective

The increasing use of electronics and contained critical and other raw materials demands a different approach to EoL recycling, to allow for a better recovery of these materials from car electronic parts. Current traditional recycling processing of ELVs is still mainly based on the recovery of bulk materials from ELVs as driven by the traditional design and composition of cars. Removal is driven by either environmental requirements, enforcing the save removal of car liquids, tires, batteries, etc., by depollution and by economic potential of selling removed car parts for reuse to the market. Shredding and subsequent physical separation are applied to liberate the materials from the dismantled/depolluted car wreck and to separate the most predominant materials (from a mass based perspective) into recycle fractions, such as ferrous, aluminium, copper, plastic, etc., fractions, which are subsequently sent to further final treatment processing (such as metallurgical processing infrastructures, plastic processing, energy recovery operations, etc.) to recover materials and energy from these.

In current shredding-based recycling of ELVs (and other products), valuable, minor and critical materials disperse over the various recycle fractions, from which they cannot be recovered at all or cannot be recovered most optimally. These materials also go lost during this processing scheme, to dust and other residue fractions, from which they cannot be recovered (economically).

Previous research on recycling of complex EoL products such as mobile phones [6, 12] and work performed in the TREASURE project, made very clear that a novel modular, hence selective disassembly driven approach to recycling, supported by a physics knowledge based recycling assessment methodology allows for a better recyclability of materials and compounds, since modularity allows for a better 'separation', i.e. by (automated or manual) removal and selection of recycles, modules or parts for subsequent focussed metallurgical and other final treatment processing. When disassembled parts are being directed to the most suitable final treatment processing infrastructures, this can result in optimized recovery, not only of SCM, but also of other material contained in e.g. car electronics, reduction of losses and emissions, and higher quality levels of recovered materials. The latter is essential in view of realizing true CE.

It is proven that additional, selective disassembly can contribute significantly to improve the recycling rate of elements and materials of interest such as SCMs as well as of connected materials and elements in a specific module or part by reducing the multi-material complexity of parts, which complicates and limits recycling due to physics and process thermodynamic reasons (nature laws). Disassembly facilitates parts and modules to be processed in the most suitable routes, leading to a higher recycling for more than just one material or element. Additional removal, however, will not always contribute drastically to the overall recycling performance in case the material and/or elements selected for additional removal have a low mass contribution relative to the total weight of the product, but is crucial from a CE point of view.

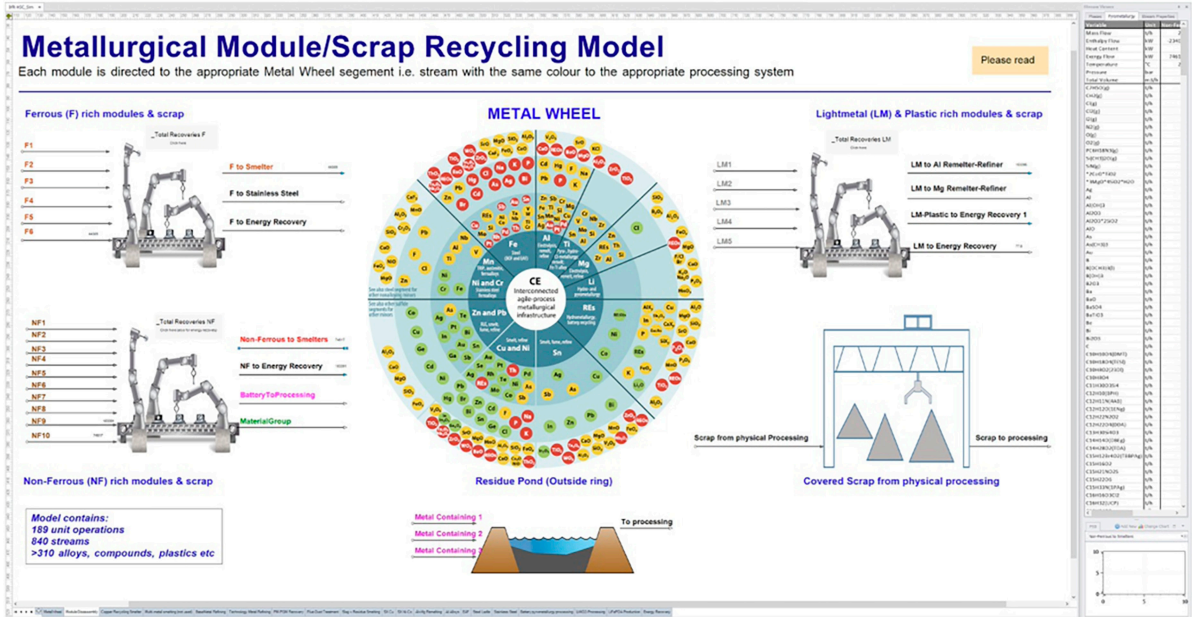
In the overall recycling performance, the materials and/or elements that have a low mass contribution relative to the total weight of the product are not well presented and do not contribute significantly to the overall recycling rate. Their recyclability cannot be deduced from the overall recycling rate, making overall recycling rate calculations based on average product data not sufficient to optimize the recycling of car electronics. Quantifying individual material recycling rates, in particular of materials/elements, which are present in low percentages as is the case for most valuable and critical materials, requires detailed product compositional data, reflecting not only the presence of the elements/materials of interest (and all others), but also their location/spatial distribution in the product tree. Comparing individual material/elemental recycling rates is crucial when selecting the most optimal disassembly and recycling options and will differ for the different car electronic parts and is depending on the materials or elements defined as critical to recover, hence on the objective of recycling optimization.

Optimization of recycling also requires rigorous methodologies and know-how on best technologies and how to most optimally link different stakeholders in the recycling system, such as disassemblers, shredding/sorters, final treatment processing to guide the flow of components/modules in the system. As the different stakeholders are optimizing their own step, this will not always necessarily lead to optimal performance of the recycling system. Only a true systemic approach can capture this. This implies that a fundamental understanding of recycling is required to assess and define most optimal levels of disassembly linked to best available techniques (BATs) recycling processing infrastructures. This can best be done based on innovative recycling system model based methodology, which provide the physics and industry based framework/tool to assess the recycling/recovery of disassembled car parts. Such approach allows to assess and quantify the recycling performance of different disassembly levels for different car parts and determine the recycling rates within the context of CE into a quality that can be applied in the same product. This can be achieved by combination of disassembly with most suitable/optimal BATs in metallurgical recycling processing as well as to determine best recycling flowsheet architecture to process the different cars parts, including most optimal level/depth of disassembly.

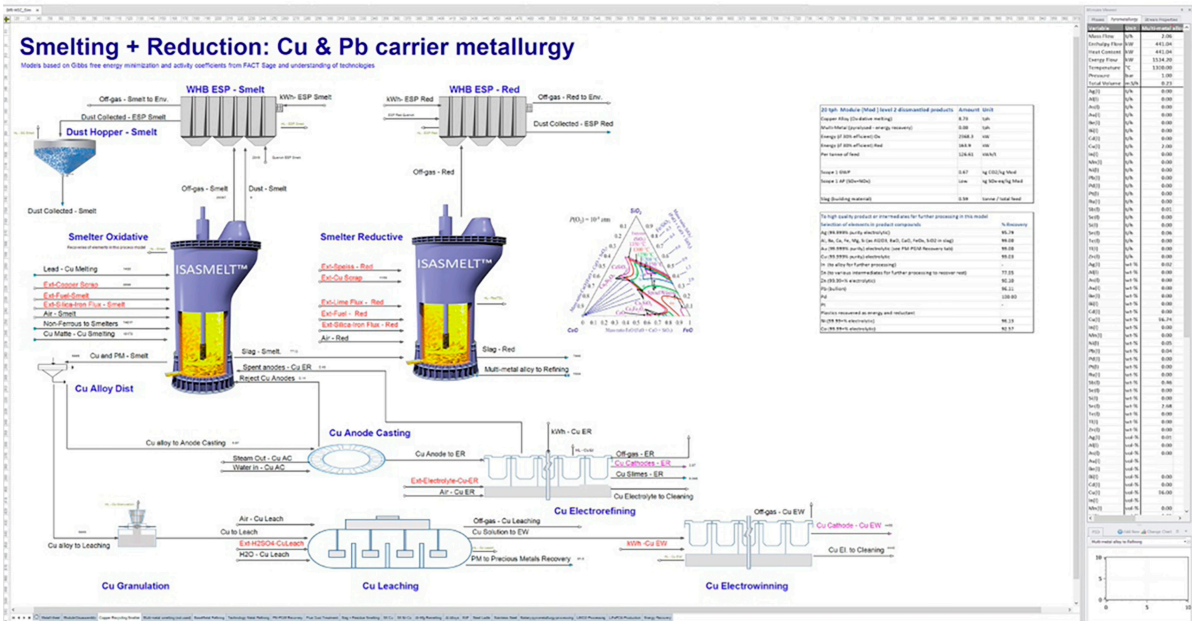
CWA 18119:2024 (E)

The figure below is a visual summary of this simulation-based approach used to determine the recycling rate of the different car parts and define the most optimal disassembly depth and combination with most suitable subsequent processing infrastructure. It shows that each car part is processed in a segment of the Metal Wheel for optimal recovery of materials and energy, where each segment in the Metal Wheel is representing a full metallurgical recycling infrastructure for the processing of the different (base and associated) metals. Detailed flowsheets for each of the processing routes are underlying this approach (B) representing the copper processing flowsheet being one of the very many processing flowsheets included in the models). The bullets in the Metal Wheel show the interaction and recovery and losses of different materials in the different recycling routes, hence directly indicating that the full compositional build-up of a car part determines the recycling rate as all materials/elements/compounds are interacting. This illustrates the need for this detail in data.

(A)



(B)



Key³:

- A) The robotic (or manual) disassembly
- B) Copper processing

Figure 1 — A complete model for the recycling of complex consumer products (applied to e.g. mobile phones, WEEE goods, laptops, LED lamps, and car electronics) made in process simulation software

³ The tabs show all the involved technologies to realize the CE recycling. The many linked tabs can be observed at the bottom of the windows. In total, there are close to 200 metallurgical reactors, 1000 species (i.e. compounds, plastics, alloys, elements etc. in the various streams of the system), and 1000 streams linking them in this model.

On such rigorous basis, different disassembly levels and approaches can be tested on optimized results from recycling and circularity (e.g. including primaries required for dilution to produce alloys from recyclates) from an EoL perspective. This information will allow to establish general as well as specific quantification and recommendations regarding recyclability of the car parts. This type of recyclability analyses allows to provide technology based, quantified feedback to support and guide disassembly decisions, and provide at the same time guidelines to define the most optimal depth of disassembly, when combining quantified benefits of disassembly such as recycling parameters for all materials/compounds/elements with e.g. cost and time of disassembly combined with most optimal recycling flowsheet architectures (both from a recycling rate as well as from an environmental and circular point of view), linked to most optimal architecture of industrial BATs for recycling processing.

8 Disassembly

8.1 Identification of the level of disassembly to reach

To be able to address and understand the balance between disassembly and metallurgical and plastics processing as well as energy recovery and optimize this, detailed product and part compositional data are required, as well as a rigorous understanding of the entire recycling system flowsheet (from disassembly up to and including final treatment processing routes) linked to design considerations.

The flowsheets should cover the complete metallurgical (and other final treatment) recycling processing infrastructures present in industry for the processing and recovery of all materials and compounds of the ELV car parts linked to disassembly options. The figure above shows the cover disassembly sheet of the model that directs the modules into the different sections of the complete flowsheet to maximize recovery into the highest quality products. The recycling simulation models cover the entire recycling processing flowsheet for the optimal recycling of car (electronic) parts. These flowsheets are industrially realistic and economically viable for different processing routes. Recycling/recovery rates are calculated, different recycling processing options have been evaluated, including the energy flows within the recycling system. The work provides recycling KPI's, disassembly recommendations and BAT flowsheet architecture for recycling of each of the parts.

The recycling assessment does not only provide recycling rates for the total car part and its materials and compounds, but also provides insight and knowhow on the industrially BAT for the metallurgical recycling processing options. This supports the recommendation and feedback on the best suitable recycling flowsheet system architecture combined with disassembly to most optimally process the different car parts.

All compositional data of the disassembled car parts and their composing modules/sub-parts should be made available be integrated into rigorous recycling assessment methods for all materials and compounds included in the car parts, allowing not only recycling rate calculations, but at the same time environmental analysis including exergy assessment (not part of this deliverable). This quantifies therefore also each stream not only in kg/h units but also in MJ/h or kW. This is rather important to analyse the true losses also in terms of thermodynamics of all materials, i.e. in terms of exergetic dissipation or losses in line with the second law of thermodynamics. In fact, this is the only correct way to fully understand the CE of products and their recyclability.

8.2 Identification of the different electronics components inside PCBs

8.2.1 General

Within TREASURE, systematic procedures have been explored and established for the extraction of pertinent data from WEEE. A specific methodology was crafted to facilitate the recognition of diverse electronic components on PCBs.

The impetus for creating this methodology was borne out of a comprehensive review of the recyclability and composition of electronic boards. This review underscored the concentration of SCMs within the

components affixed to PCBs. Furthermore, it was ascertained that SCMs are not uniformly distributed across all components but are confined to certain ones. This underscores the imperative to accurately identify these components to map the distribution of SCMs on the PCB. The proposed methodology is bifurcated into two distinct phases to ensure the meticulous extraction of valuable material-related information from the PCBs. Clauses 8.2.2 and 8.2.3 elucidate the specifics of each phase.

8.2.2 Image-acquisition

At this juncture, the protocol necessitates the careful preparation of the setup to enable the image acquisition of PCBs in the specified manner. A rigorous inspection process should be established to ensure PCBs are free from contaminants such as dust, dirt, or extraneous substances that could impair the boards' visual clarity. Any contamination could lead to the exclusion of critical data during analysis, thereby impacting the integrity of the process outcomes. The environment for capturing images should be meticulously configured to manage variables, including but not limited to illumination and the placement surface for the PCBs. Considering the propensity for electronic boards to feature reflective surfaces, it is crucial to mitigate potential disruptions in image clarity. If the application of anti-reflective matte sprays is not preferred, alternative measures should be considered to address the reflection issue. Upon completion of these preparatory actions, the image capture may commence. The choice of sensor whether an RGB sensor or a standard camera is dependent on its ability to deliver an optimum pixel density per inch. This metric is critical as it influences the granularity of the data captured and varies according to the camera's specifications, including focal length and the distance from the object. Therefore, it is imperative to determine the optimal camera placement relative to the PCB to ensure the highest resolution of information is obtained during the acquisition phase. It is incumbent on the process to define the camera setup parameters clearly, ensuring repeatability and consistency in image acquisition, which are pivotal for subsequent analysis accuracy.

8.2.3 Image processing

The image acquisition phase is followed by the initiation of the analysis protocol. This protocol is governed by a systematic approach to information extraction from the captured image data set. The selection of a suitable analysis instrument is paramount, and it necessitates the deployment of advanced machine vision algorithms. These algorithms are adept at discerning and extracting the necessary features from the data set. Given the complexity of component identification as established in existing academic literature, reliance on conventional vision algorithms alone is deemed inadequate. The protocols thus mandate the integration of artificial intelligence-enhanced machine vision algorithms, which offer superior abstraction capabilities. When electing an appropriate algorithmic model, the decision matrix extends beyond the model's performance to encompass the availability and quality of the data set required for its training. Machine vision models are intrinsically dependent on comprehensive data sets, which necessitate high-resolution data and a substantial volume of labelled instances. The preparation of such data sets is resource-intensive, requiring significant data procurement and meticulous labelling a process that can be both complex and laborious. A preliminary requirement is the exhaustive evaluation of available data sets to ascertain their adequacy for training the selected machine vision model. Post-evaluation, the chosen model is to be implemented, adhering to the criteria of data accessibility and algorithmic suitability. Post-training, the model's efficacy is demonstrated through its ability to accurately categorize electronic components on circuit boards. In the context of the TREASURE project, a thorough examination of data availability revealed the insufficiency of data for the development of a model with the desired level of identification accuracy. Consequently, an alternative strategy was formulated, adopting an open-source model [18]. This model was enhanced via transfer learning methodologies to offset the data limitations, ultimately enabling the precise identification of integrated circuits on PCBs.

8.3 Disassembly procedure and equipments (function of car)

The disassembly of electronic boards is conducted in accordance with the protocol outlined in Clause 8.2. This stage is meticulously engineered to facilitate the removal of electronic components from the PCBs. The disassembly is a critical precursor to segregate material streams before initiating the recycling process. This segregation is pivotal to enhance the recovery efficiency of specific materials, particularly SCMs. To ensure the disassembly phase is both economically viable and efficient, optimization of the process is required. Within the scope of the TREASURE project, the implementation of collaborative robots (cobots) to support human operators in the disassembly task was piloted. The cobots are outfitted with a precision air desoldering tool. Upon identification of the target components for removal, the cobot proceeds to desolder these elements from the PCB. Subsequently, the operator will assist in the retrieval of these components. This approach aims to streamline the disassembly process, thereby rendering it not only feasible but also cost-effective, aligning with the broader objectives of material recovery and recycling within the project.

9 How to recycle

9.1 Define requirements of material declaration

Material declaration for recycling car electronic parts involves providing detailed information about the composition of a material to facilitate its efficient and safe recycling process. The requirements can vary depending on the recycling facility, jurisdictional regulations, and the specific material being recycled. Here are some common requirements:

- identification of electronic components in different electronic car parts;
- toxic or hazardous substances: disclose the presence of toxic or hazardous substances in components and materials, including heavy metals, brominated flame retardants, etc.;
- disassembly instructions: develop disassembly instructions or guidelines for dismantling cars at the end of their lifecycle, ensuring safe handling of hazardous components and efficient separation of recyclable materials.

Successful accomplishment of recycling, environmental and exergetic assessment requires that detailed product data of the different electronic car parts for which the recycling assessment is being performed, is available and their structural build-up. This implies in other words, that the full 'mineralogy', i.e. the full chemical composition of all metals, materials, compounds (implying metals, metal oxides, organics, inorganics, etc.) of the product should be available as is usual when simulating and optimizing metallurgical processes and flowsheets [6, 12, 14, 15]. In view of CE, quantification and, if possible, increase of recovery rates of individual materials, even when low in weight, is of high importance. The calculation and understanding of individual material recycling rates, puts demands on the type and detail of data available from products and parts.

The data should be available in the following format and depth:

- mass and compositional data of the different electronic car parts and sub-parts, thus all compounds, functional materials, alloys, plastics, etc. and their spatial position on these parts should be available as well as the masses for all materials and compounds related to their distribution in the part. This means aluminium in Al, an alloy of aluminium, Al_2O_3 as an oxidized/anodized layer on the aluminium, or a filler etc.;
- data should be available or convertible to stoichiometric chemical formulas that are recognizable by a thermochemically based flowsheeting simulator;

- the product data should be available based on full compositional analyses and not mainly metal and element-based approach;
- a consistent and detailed data structure should support this allowing to represent all compounds in their chemical/stoichiometric formula and corresponding masses and distribution over the car parts.

Very important is that the above list of data requirements also provides the basis to collect data from 2nd, 3rd, 4th tiers/suppliers to ensure and enforce that producers/suppliers of (car) electronic parts and components will make this data available to car producers in order to be provided to recyclers. Aggregated data or average data could be generated in order to overcome and/or capture compositional variations for different suppliers of similar electronic parts as well as to deal with confidentiality.

9.2 Additional useful information for recycling

Here below are listed some additional useful information for recycling:

- physical properties: a description of the properties of materials used in cars, such as conductivity for metals, tensile strength for plastics and thermal conductivity for cooling systems. Provide information on the durability and fatigue resistance of materials, especially those subjected to high stress or temperature variation;
- recyclability: evaluate the recyclability of the materials based on factors like ease of disassembly, material purity and compatibility with recycling processes. Assess the potential for materials recovery from components such as ECUs.

9.3 Data collection and role of data in CE

Data collection on SCMs (e.g. precious metals) for electronic components will be a challenge as only the original manufacturer of the respective electronic component on the PCB has the knowledge on the exact material composition. Vehicle manufacturers are located at the other end of the supply with several tiers in between. The automotive industry established in 2000 the IMDS to monitor compliance with global material restrictions. Nevertheless, information on the SCMs in electronics are not always available to car manufacturers.

One reason is that at the beginning of IMDS only restricted substances had to be declared and moreover the original electronic component manufacturers cannot be forced to use IMDS. For this reason, the IMDS steering committee developed Material data sheets (MDS) for “high level” and “low level” PCBs with and without Lead (Pb) on the basis of laboratory analysis from 2009 regarding the amount of contained substances. These MDS were and are still used by electronic suppliers. Regarding the content of precious metals for example these MDS are very outdated and show amounts of e.g. gold which are much higher than newer laboratory analysis show.

The second reason is, that the IMDS database content is not publicly available, belonging to the intellectual property of the original manufacturer and cannot be shared by vehicle manufacturers. Thus, there are strict terms of use for checking the chemical conformity the car part data. For this reason, car manufacturers cannot share this confidential information with the recycling industry. Therefore, if the exact composition of electronic components is essential for the recycling industry to find the correct recycling process then the electronic industry should be part of any project with regard to recycling of SCMs from electronics. Perhaps all these challenges can be tackled within the development of the Digital Product Passport (DPP). Nonetheless, it is fundamental to know which actors along the supply chain have access and to which information in order to avoid confidential and competitive issues. Thus, the development of passports should be carefully followed.

Annex A (informative)

Identification of future electronics based on in-mould electronics

A.1 Introduction

This informative annex aims to provide initial recommendations for the treatment of automotive electronics based on In-mould Electronics (IME).

IME is an attractive alternative for conventional electronics based on PCBs for aerospace, domestic appliances and automotive due its form-factor, light weight, seamless design, high level of integration and recently also its reduced environmental impact. In printed electronics, the electronic circuitry is manufactured by printing and curing of conductive inks. The circuitry may consist of conductive tracks for external contacting and internal wiring, but also to create sensors, antennas and other electrical features or functionalities. The circuitry can be combined with elements from traditional electronics, such as semiconducting components that include capacitors, resistors, light-emitting diodes, driving chips, sensors and so forth, but also other type of electronics, such as solar cells, external sensors, external PCB driving boards, and so on. IME is currently being developed for aerospace, domestic appliances and automotive. Unique to IME is the combination of printed electronics on 2D thermoplastic substrates with a glass transition temperature (T_g) well above room temperature and shaping of the substrate a 2 1/2 or 3D shape by a process called thermoforming. Thermoforming occurs at high pressures and a temperature at or just above T_g . Subsequent injection moulding of additional plastic onto the printed circuitry provides strength, stability, rigidity and encapsulation of printed electronics from external influences.

The IME market for automotive is growing rapidly and mass manufacturing of IME parts is expected to boom following favourable assessments by OEMs. Due to the novelty of this technology in comparison to conventional electronics based on PCBs, additional measures for disassembly and recycling may be beneficial to increase recycling yields. After a more detailed description of IME, including an overview of a typical composition, this annex elaborates on disassembly and recycling scenarios.

A.2 Example state-of-the-art IME parts for automotive

For visual reference, exemplary state-of-the-art IME and IMSE® prototype parts are provided in Figures A.1 and A.2.

**Key**

- a) climate control unit
- b) automotive front grill demonstrator

NOTE Automotive front grill demonstrator: 5D film insert moulding (FIM) combines rear 3D structures with colour and decoration due to the design freedom enabled by printed polycarbonate films. Integrated metal lines can be used for example for deicing to keep sensor areas clear or provide brand differentiation through integrated LED lighting powered by printed electronics.

Figure A.1 — IME prototype part

**Key:**

- a) IMSE@ automotive panel
- b) example layout showing buildup
- i) functional substrate
- ii) printed metal circuitry
- iii) semiconductor components
- iv) injected thermoplastic resin
- v) front thermoplastic decorative foil

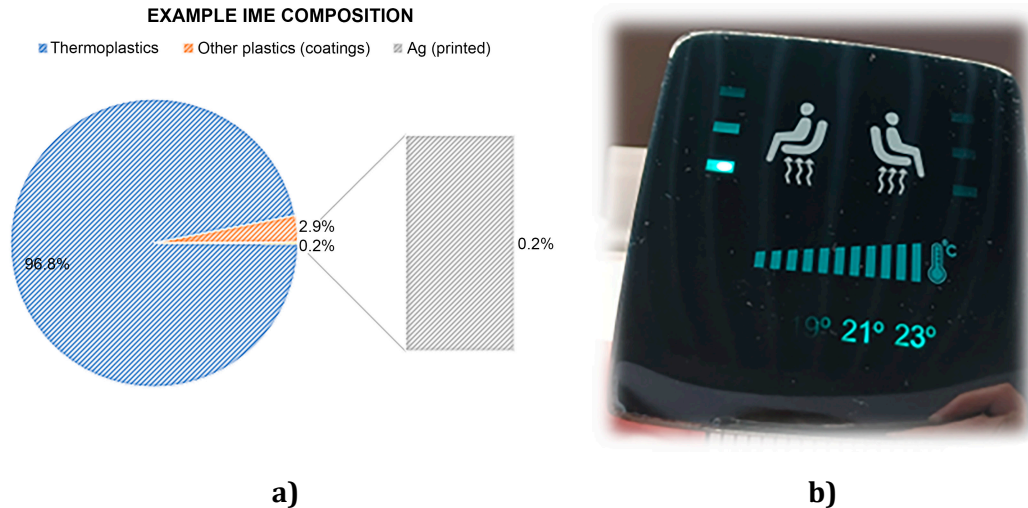
Figure A.2 — IMSE@ prototype part

Like other electronics and electronic devices, IME combines plastics with metals, semiconductor technology and carbon-based coatings that improve aesthetics or provide a function within the layer stacking as protective, adhesion or otherwise supporting layer. The coatings and bulk plastics are chosen and tuned to provide a highly reliable part that can last for years. Metals and components are largely fully embedded within the plastics. While this is highly favourable for protecting the electronic functionalities, this is less than favourable for recycling at EoL. This annex further describes a general composition of IME parts and hereafter possible steps to improve recyclability of IME parts.

A.3 Material composition

IME parts, as shown in Figure A.3, may be comprised of:

- thermoplastic bulk material as substrates and resins: 70 %–99 % by weight, depending on the design of the part, and concerns pure or a combination of e.g. polycarbonate, acrylonitrile butadiene styrene, polymethyl methacrylate, polyamide, either from petrochemical, bio-based or recycled origins;
- thermoplastic coatings: 1 %–10 % by weight and concern e.g. polyurethanes, polybutylene terephthalate and acrylates, either from petrochemical, bio-based or recycled origins. When serving as external anti-scratch coatings on the front side (the viewer side), the plastics may have been cross-linked;
- thermoset adhesives: 0 %–1 % by weight and concern e.g. structural adhesives e.g. based on epoxy-resins;
- printed conductive tracks, 1 %–5 % or more typically 0 %–1 % by weight, are typically applied as pastes, containing 20 %–40 % solvent. Metals may be virgin Ag or Cu or preferably obtained from recycled sources. The solid weight of printed conductive material is predominantly metallic, but may be contained in a polymer matrix in the concentration range of 50 %–80 %;
- additional engineering plastics, e.g. thermoset polyimide for external contacting as flexible PCB (flex-PCB) connectors, metallized polyimide with copper (Cu).
- potentially additional plastic carriers for functional coatings or functional devices, e.g. sensors, organic photovoltaic devices, organic light-emitting diodes or even thin film displays;
- semiconductor components may be present in IME automotive electronics in < 1 % in weight as heterogenous elements that have been separately encapsulated in black epoxy moulding compound before being embedded in IME parts. The composition of these components varies heavily on the provided functionality and generally may consist of various elements, including silicon, copper, gold, silver, germanium, phosphorus, boron, indium and gallium, to name a few. SCMs are present in semiconducting components in low to very low amounts (in the order of 10^1 - 10^3 g/ton for e.g. Ga, In, Ag, Pd, Au).

**Key**

- a) Composition of IME part shown in b) consisting of 96.8 % polycarbonate, 2.9 % other plastics (coatings, adhesives) and 0.2 % by weight Ag.
- b) IME part developed in the Treasure project for automotive application as climate control unit.

NOTE Semiconductor components and external PCB driver excluded.

Figure A.3 — Example composition for a polycarbonate-based IME device

A.4 Automotive IMSE and assemblies

IME parts may be assembled in the interior as well as the exterior of vehicles, with a larger variety of products within the interior. IME may be included in seamless car parts assembled into the car body to provide some form of vehicle-to-pedestrian communication using lighting, signaling and signage. One example may be a front grill in electrical vehicles (see Figure A.1 b). Furthermore, IME may be used in e.g. small plastic emblems to provide automotive branding purposes. In the interior, IME parts may be used as door trims, mid-consoles, overhead control units, dashboard sections or potentially the entire dashboard.

Similarly to exterior or interior parts based on conventional electronics, the IME parts will be connected to main car electronics, drivers and computational units using round or potentially flat cables.

A.5 Potential recycling schemes

In ELVs, IME parts are likely to be readily accessible for removal due to their usage as part of the human machine interface. After removing the IME parts either with or without cables, these may be sold and re-used, or collected as a separate waste stream if these are not deemed valuable or re-usable. Without correct identification, the panel may instead be shredded as part of the car and end up in different recycling fractions, depending on the sorting processes applied in the plant, such as density separation and eddy-current separation, and the properties (composition) of the IME, including, if not foremost, the ratio of metal and non-metal. It is advised to include by design digital or analogue means to identify/recognize this type of automotive electronics, similarly to what is useful/desirable for future IME-based WEEE, such as control panels in household appliances. Furthermore, it is advised to contribute to the total information provided with the ELVs an overview of the amounts and locations of the IME car parts and how to remove these from the ELVs. Figure A.4 provides two scenarios for either removable or non-removable IME automotive electronics after removing these from ELVs.

The right side of the graph depicts the current treatment of IME automotive electronics if treated similarly to conventional PCB-based electronics. Such electronics are removed from the car if required

by law (current ELV regulation draft), if deemed valuable because of its high SCMs content, or to sell as reusable part. If such an IME component is recycled, it may be treated similarly to household waste comprised of plastic and metallic content: parts are shredded, sorted and sold for further processing at other facilities for the further recovery of metals and/or plastics. The IME panel may rightfully be recognized as metallized plastic, similar to a PCB, but this depends on the type of metal used and the concentration of that metal. Due to the currently low concentrations of metals in IME in comparison to separate PCBs, recyclers may struggle to merge IME waste into a PCB-rich waste flow: the average metal content, and thus also the value of the waste, will drop. If treated as a contaminated plastic, incineration is the likely outcome of the recycling process.

Note that Figure A.4 is not meant to be all inclusive, but as a simplification to illustrate various different routes. Depollution, for example, such as the removal of batteries, is not included as IME parts in automotive are linked to power units in the vehicle. For further information on potential recycling routes, see bibliography. [15, 16]

Treating the IME panel as metallized plastic or as a metal component contaminated with plastics, such as a PCB, is bound to cause high losses in plastics and metals. The recycling route for removable IME (left part of Figure A.4) provides considerably more options to liberate the plastics, the metals and the semiconductor components. Irrespective of the exact details of the removal and recycling methodologies and their recycling efficiencies, more than a single recycling methodology may be applied, leading to potentially higher yields and purities with a more likely outcome that materials can be contained in a closed loop. These alternative recycling scenarios assume a full separation of the functional substrate and the bulk thermoplastic material. The functional substrate should contain most, if not all of the printed metal and most, if not all of the semiconductor components. One method to accomplish this separation is described in bibliography. [17] Recycling routes may depend on the preferred metallurgic method and the preferred plastic recycling method and may prioritize either the metals or the plastics first. Which is most cost-effective, sustainable and best supported by current industry processes is still a topic for further research.

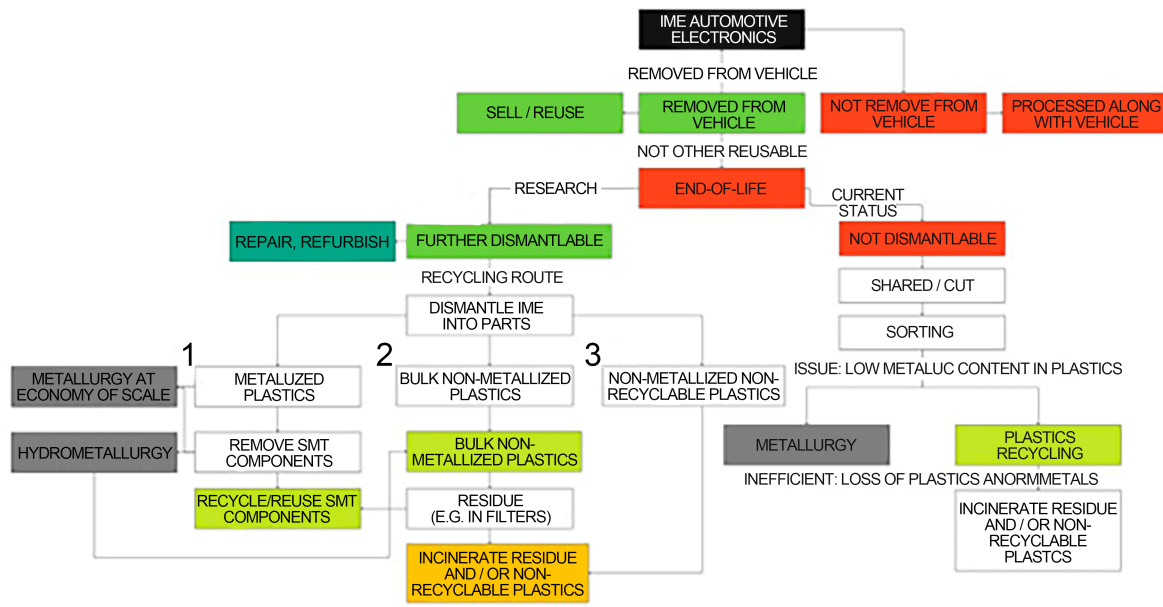


Figure A.4 — possible removal and recycling schemes for IME automotive electronics enabled by sustainable developments [17]

A.6 Advice

To prevent materials from IME automotive electronics to be lost, we advise:

- 1) removing IME automotive electronics from ELVs, following recommendations by the manufacturer of the part and/or the vehicle;
- 2) to treat IME automotive electronics in accordance to information/recommendations from suppliers/manufacturers (3. and further);
- 3) to label IME products in vehicles using analogue or digital means to improve processing at EoL using information captured in a database in the cloud or a digital passport (when available/applicable);
- 4) to capture within such information (in 3.) a description on how to efficiently remove IME automotive electronics from an ELV;
- 5) to capture within such information (in 3.) a description on how to further disassemble such parts, thereby making use of the design-to-recycling;
- 6) to contain within such information (in 3.) a description of the composition:
 - i. plastics;
 - ii. metals;
 - iii. SCMs;
 - iv. semiconducting components yes/no, preferably including type, manufacturing, serial code, etc.
 - v. please consult the main text of this document for data requirement and other recommendations.

Annex B (informative)

Connection among data sets outside the TREASURE project

Concerning the data collected by the platform, different data sources that contribute to populate the TREASURE Data Lake. In the scope of this project, several kinds of data sources have been taken into account, ranging from the output of different tools constituting the TREASURE Platform, knowledge provided by involved technical partners and additional information coming from industry-standard external data sources. The complete set of information contained in the TREASURE Data Lake are the following:

- technological information concerning car part material composition coming from external data source, i.e. IMDS database;
- augmented reality procedures, execution logs and user feedback, coming from the WEAVR Platform;
- semantic information, ethnographic data and user sentiment analysis, coming from the SSNA Platform;
- information about car parts, components, materials and removal instructions, coming from BoL actors (cars/components manufacturers) and EoL actors (car parts/components disassemblers and dismantlers);
- environmental KPIs, materials life cycle information and recycling best-practices, coming from the Recycling simulation Tool;
- socio-economic KPIs coming from a sustainability assessment tool.

As for the database used, within TREASURE the access to confidential data sources is focused on the IMDS database because for the project scope it contains the most applicable and valuable information. A mapping of the available databases has been previously performed and some data sources have been tested (IDIS and Quattroruote). Given the analysis to be performed for the project objectives, the IMDS database includes the wider range of data concerning material composition of car parts belonging to SEAT use case. In the Table B.1, the full list of selected data sources is presented with the explanation of pros and cons in using the specific database.

Table B.1 — Data sources mapping

| Database name | Database Owner | Use/relevance in Treasure | Data provided | Data type | Strategy to access data | Platform module involved | Assessment on suitability | Notes |
|---------------|----------------|---------------------------|---|-----------|-------------------------|--------------------------|--|---|
| RMIS | EU | High | ELV volumes, embedded materials - average | n.d. | Free | All | Relevant, no restrictions | No compositional data is provided. The RMIS only uses a single material approach by indicating which elements are used (per country) or which elements are put on market (for some cases related to parts/products). However no data is available on part or product composition. |
| IDIS | TEC4U | High | ELV disassembly procedures | PDF | Private access | Disassemblability | Relevant, private access, read-only option | The information provided is too generic and broad to be used for the TREASURE platform. Some data is missing for older car models |
| IMDS | DXC | High | Materials embedded in ELVs - details | EXCEL | Private access | All | Relevant, private access, read/write options | Closed data base |
| SCIP | EU | Low | Hazardous materials | n.d. | Free | Eco-design | Convenient, no restrictions | The database doesn't include detailed data |

CWA 18119:2024 (E)

| Database name | Database Owner | Use/relevance in Treasure | Data provided | Data type | Strategy to access data | Platform module involved | Assessment on suitability | Notes |
|---------------|----------------------|---------------------------|---|-----------|-------------------------|--------------------------|-----------------------------|--|
| Eurostat | EU | Medium | ELV volumes | EXCEL | Free | Recyclability | Convenient, no restrictions | Data provided is too generic to be used for the project use case |
| audatex | solera | low | Insurance, for economic assessment of disassembly | nd | private | disassemblability | Restricted | Databased focused only on car model identification for part repair; thus it's not relevant for the project |
| Infocar data | Quattroruote | medium | disassembly | pdf | private | disassemblability | restricted | Provided data refers to some models and it's not always complete; the information doesn't include electronics components |
| raupe | offis | low | Assessment of reusability of used car part components | nd | private | recyclability | restricted | Data is partial related to specific use cases so it's not relevant enough for the project |
| azeler | Azeler Automoción SL | low | Car part repair data base to sell and buy used car components | nd | private | disassembly | restricted | No relevant information provided |

Bibliography

- [1] EVA II Synthesebericht, 2023
https://www.bafu.admin.ch/dam/bafu/de/dokumente/abfall/externe-studien-berichte/elektronik-verwertung-altfahrzeuge-projekt-eva2-synthesebericht.pdf.download.pdf/EVAII_Synthesebericht_Schlussbericht.pdf
- [2] German Sustainable Development Strategy
<https://www.bundesregierung.de/resource/blob/974430/1940716/1c63c8739d10011eb116fda1aebb61ca/german-sustainable-development-strategy-en-data.pdf?download=1>
- [3] ORKAM, 2017
<https://www.umweltbundesamt.de/publikationen/optimierung-der-separation-von-bauteilen>
- [4] SCHMID D., ZUR-LAGE L. *Perspektiven für das Recycling von Altfahrzeugen*. Recycling und Rohstoffe, Vol. 7, 2014
- [5] K. E. Daehn, A. C. Serrenho, and J. M. Allwood. *How Will Copper Contamination Constrain Future Global Steel Recycling?* Environ. Sci. Technol. 2017, 2017 (51) pp. 6599–6606.
 DOI:10.1021/acs.est.7b00997
- [6] How recyclable is the Fairphone 2? (<https://www.fairphone.com/en/2017/02/27/recyclable-fairphone-2/>)
- [7] KRINKE S. et al. 2009. *Recycling and DfR of multi-material vehicles (as part of 'Life cycle assessment and recycling of innovative multi-material applications')*. In: Proceedings of the International Conference 'Innovative Developments for Lightweight Vehicle Structures', May, 26–27th 2009, Wolfsburg, Germany (Volkswagen Head Office), ISBN: 978-3-00-027891-4, pp. 196–208
- [8] European Commission, Directorate-General for Environment (13 July 2023). Proposal for a Regulation on circularity requirements for vehicle design and on management of end-of-life vehicles
https://environment.ec.europa.eu/publications/proposal-regulation-circularity-requirements-vehicle-design-and-management-end-life-vehicles_en
- [9] WANG J., CHEN M. *Recycling of electronic control units from end-of-life vehicles in China*. JOM. 2011, 63 pp. 42–47 <https://doi.org/10.1007/s11837-011-0136-9>
- [10] Directive 2000/53/EC of the European Parliament and of the Council of 18 September 2000 on end-of-life vehicles
- [11] Directive 2012/19/EU of the European Parliament and of the Council of 4 July 2012 on waste electrical and electronic equipment (WEEE) (recast)
- [12] REUTER, M.A., VAN SCHAIK, A., BALLESTER, M., 2018. *Limits of the circular economy: fairphone modular design pushing the limits*. World Metall. – ERZMETALL 71 (2), 68–79. Ballester et al, 2017

- [13] VAN SCHAIAK A., REUTER M.A., BOIN U.M.J., DALMIJN W.L. *Dynamic modelling and optimisation of the resource cycle of passenger vehicles*. Miner. Eng. 2002, 15 (11) pp. 1001–1016
- [14] REUTER M.A., VAN SCHAIAK A., GEDIGA J. 2015. *Simulation- based design for resource efficiency of metal production and recycling systems, Cases: Copper production and recycling, eWaste (LED Lamps), Nickel pig iron*. Int. J. Life Cycle Assess. 20 (5), 671–693. <https://doi.org/10.1007/s11367-015-0860-4>
- [15] VAN SCHAIAK A., REUTER M.A. (2014), *Chapter 22: Material-Centric (Aluminium and Copper) and Product-Centric (Cars, WEEE, TV, Lamps, Batteries, Catalysts) Recycling and DfR Rules*. In: Handbook of Recycling (Eds. E. Worrel, M.A. Reuter), Elsevier, 307-378 and Chapter 5 in 2nd Edition of Handbook of Recycling (2024) (Plus the two introductory chapters to the handbook.)
- [16] VAN SCHAIAK A., REUTER M.A. (2012): *Shredding, sorting and recovery of metals from WEEE: linking design to resource efficiency*, In: Waste electrical and electronic equipment (WEEE) handbook (Edited by V. Goodship, University of Warwick, UK and A. Stevels, Delft University of Technology, The Netherlands), 2012, 163-211
- [17] HARKEMA S., RENSING P.A., DOMENSINO S.M.D.C., VERMEIJLEN J.M., GODOI BIZARRO D.E., VAN SCHAIAK A. “*Disassembly of in-plastic embedded printed electronics*”, Volume 450, 2024, 141837, ISSN 0959-6526, (<https://doi.org/10.1016/j.jclepro.2024.141837>)
- [18] JOCHER G. (2020). YOLOv5 by Ultralytics (Version 7.0) [Computer software]. (<https://doi.org/10.5281/zenodo.3908559>)
- [19] UNEP. In: *A Report of the Working Group on the Global Metal Flows to the International Resource Panel*. (REUTER M.A., HUDSON C., VAN SCHAIAK A., HEISKANEN K., MESKERS C., HAGELÜKEN C., eds.). Metal Recycling—Opportunities, Limits, Infrastructure, 2013., <https://www.resourcepanel.org/reports/metal-recycling>